

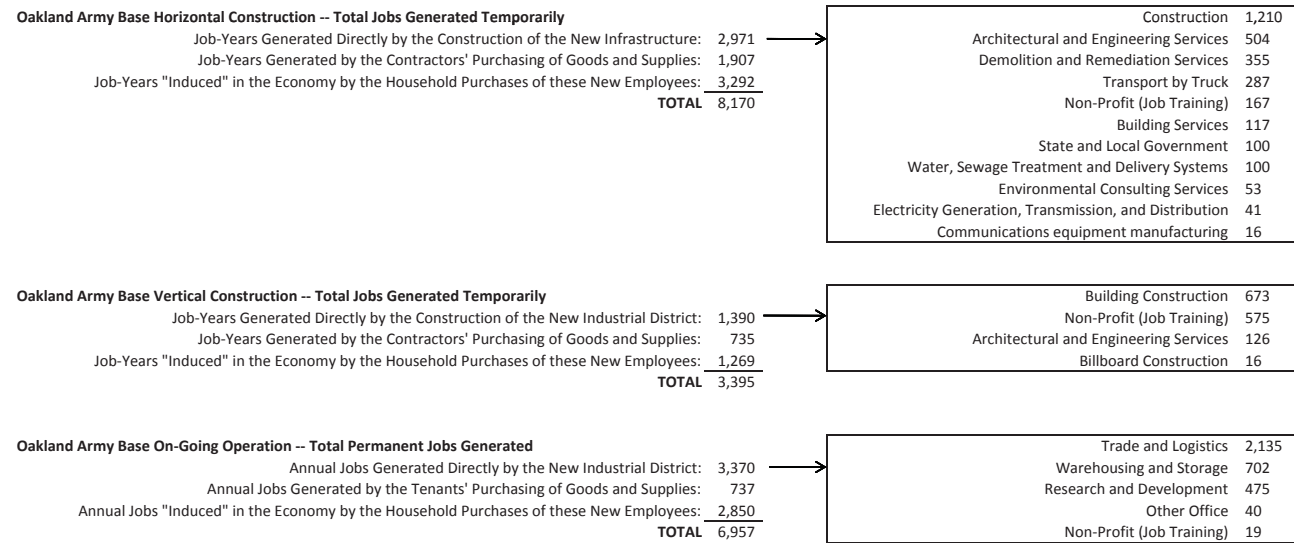
OGTIC PROJECT OVERVIEW - ECONOMIC IMPACT

PRELIMINARY JOB CREATION ESTIMATES

IMPLAN OAB Job Creation Projections -- Nation-Wide
September 17, 2010

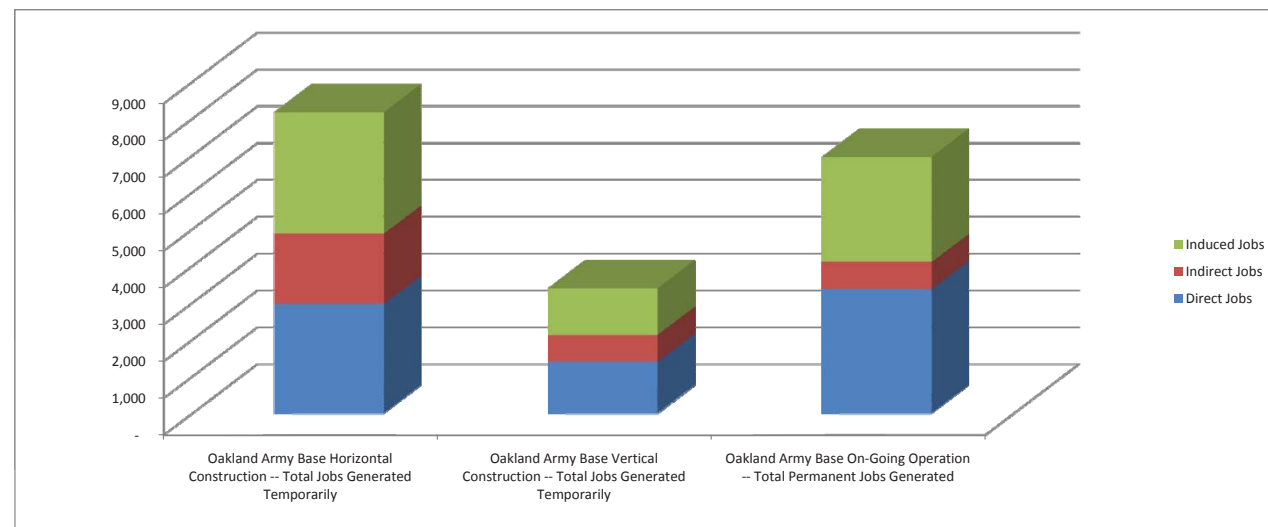
JOB CREATION NATION-WIDE

Note: These estimates reflect projections generated by the IMPLAN software as a product of a proposed spend. Such a spend, and the estimates associated with it, are subject to review and modification by the City of Oakland, the Port of Oakland, and up to 30 other identified regulatory bodies. Changes in market conditions, contract negotiations, and any number of factors may also affect each of the many assumptions used herein. As such, these are hypothetical in nature and cannot be relied upon as an exact forecast, nor as a guarantee by the Developer and the City of Oakland.



A Job-Year, as defined here, is one year of employment for one employee.

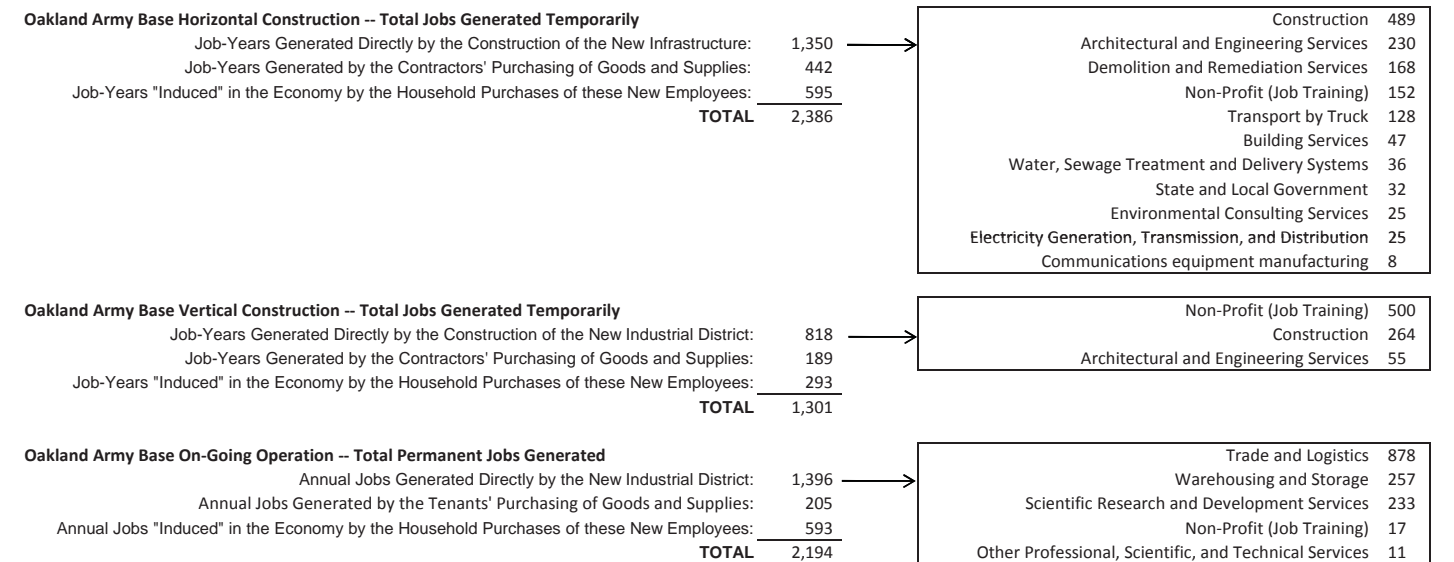
Total Jobs Generated per Development Phase



IMPLAN OAB Job Creation Projections -- Alameda County
September 17, 2010

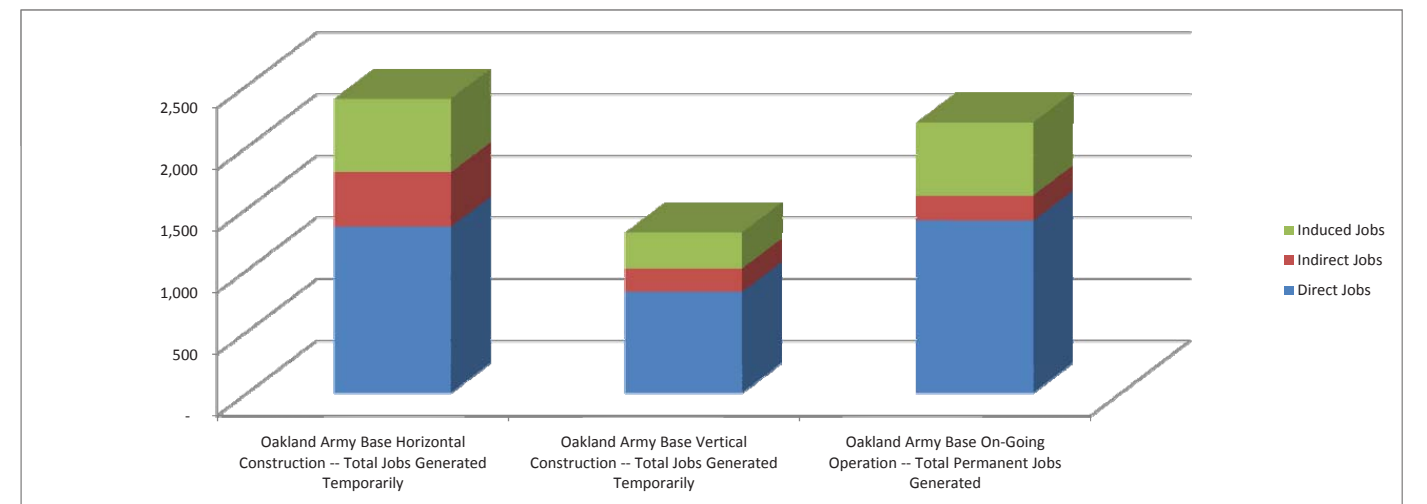
JOB CREATION THROUGHOUT ALAMEDA COUNTY

Note: These estimates reflect projections generated by the IMPLAN software as a product of a proposed spend. Such a spend, and the estimates associated with it, are subject to review and modification by the City of Oakland, the Port of Oakland, and up to 30 other identified regulatory bodies. Changes in market conditions, contract negotiations, and any number of factors may also affect each of the many assumptions used herein. As such, these are hypothetical in nature and cannot be relied upon as an exact forecast, nor as a guarantee by the Developer and the City of Oakland.



A Job-Year, as defined here, is one year of employment for one employee.

Jobs Generated in Alameda County per Development Phase



OGTIC PROJECT OVERVIEW - ECONOMIC IMPACT

PRELIMINARY JOB CREATION ESTIMATES

IMPLAN OAB Job Creation Projections -- Oakland
September 17, 2010

JOB CREATION THROUGHOUT OAKLAND

Note: These estimates reflect projections generated by the IMPLAN software as a product of a proposed spend. Such a spend, and the estimates associated with it, are subject to review and modification by the City of Oakland, the Port of Oakland, and up to 30 other identified regulatory bodies. Changes in market conditions, contract negotiations, and any number of factors may also affect each of the many assumptions used herein. As such, these are hypothetical in nature and cannot be relied upon as an exact forecast, nor as a guarantee by the Developer and the City of Oakland.

Oakland Army Base Horizontal Construction -- Total Jobs Generated Temporarily	
Job-Years Generated Directly by the Construction of the New Infrastructure:	834
Job-Years Generated by the Contractors' Purchasing of Goods and Supplies:	243
Job-Years "Induced" in the Economy by the Household Purchases of these New Employees:	330
TOTAL	1,407

Construction	294
Non-Profit (Job Training)	152
Architectural and Engineering Services	138
Demolition and Remediation Services	101
Transport by Truck	77
Building Services	28
State and Local Government	19
Environmental Consulting Services	15
Communications Equipment Manufacturing	5

Oakland Army Base Vertical Construction -- Total Jobs Generated Temporarily	
Job-Years Generated Directly by the Construction of the New Industrial District:	691
Job-Years Generated by the Contractors' Purchasing of Goods and Supplies:	143
Job-Years "Induced" in the Economy by the Household Purchases of these New Employees:	225
TOTAL	1,058

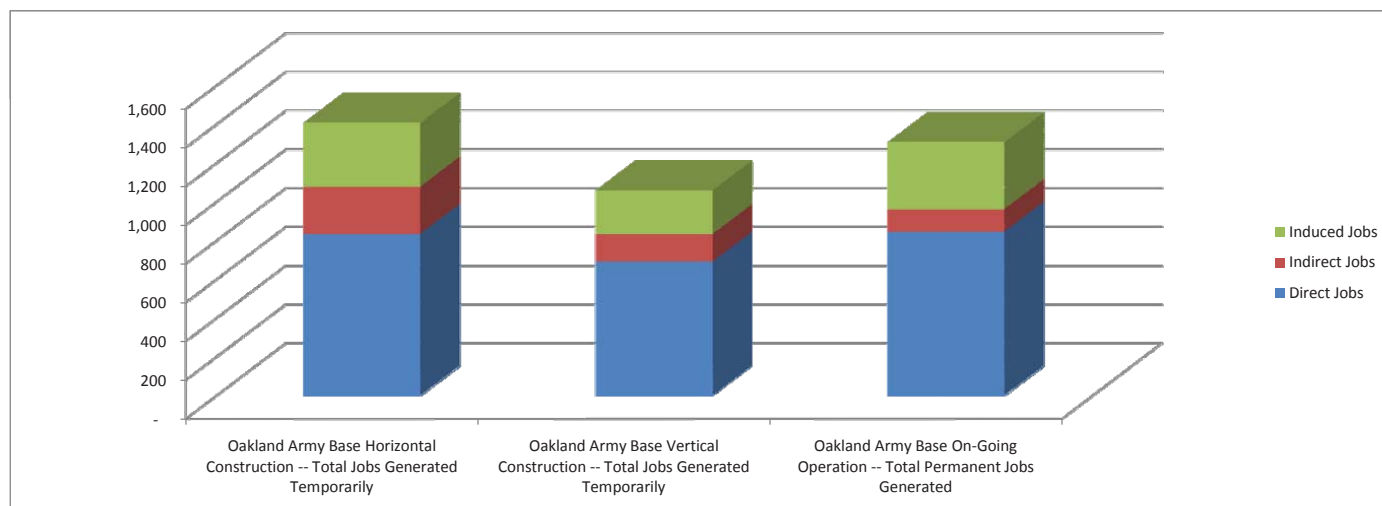
Non-Profit (Job Training)	500
Construction	132
Architectural and Engineering Services	27

Oakland Army Base On-Going Operation -- Total Permanent Jobs Generated	
Annual Jobs Generated Directly by the New Industrial District:	845
Annual Jobs Generated by the Tenants' Purchasing of Goods and Supplies:	117
Annual Jobs "Induced" in the Economy by the Household Purchases of these New Employees:	345
TOTAL	1,307

Trade and Logistics	527
Warehousing and Storage	154
Scientific Research and Development Services	140
Non-Profit (Job Training)	17
Other Professional, Scientific, and Technical Services	6

A Job-Year, as defined here, is one year of employment for one employee.

Jobs Generated in Oakland per Development Phase



IMPLAN OAB Job Creation Projections -- West Oakland
September 17, 2010

JOB CREATION IN WEST OAKLAND

Note: These estimates reflect projections generated by the IMPLAN software as a product of a proposed spend. Such a spend, and the estimates associated with it, are subject to review and modification by the City of Oakland, the Port of Oakland, and up to 30 other identified regulatory bodies. Changes in market conditions, contract negotiations, and any number of factors may also affect each of the many assumptions used herein. As such, these are hypothetical in nature and cannot be relied upon as an exact forecast, nor as a guarantee by the Developer and the City of Oakland.

Oakland Army Base Horizontal Construction -- Total Jobs Generated Temporarily	
Job-Years Generated Directly by the Construction of the New Infrastructure:	264
Job-Years Generated by the Contractors' Purchasing of Goods and Supplies:	51
Job-Years "Induced" in the Economy by the Household Purchases of these New Employees:	11
TOTAL	326

Non-Profit (Job Training)	152
Construction	49
Architectural and Engineering Services	23
Demolition and Remediation Services	17
Transport by Truck	13
Building Services	5
State and Local Government	3
Environmental Consulting Services	3

Oakland Army Base Vertical Construction -- Total Jobs Generated Temporarily	
Job-Years Generated Directly by the Construction of the New Industrial District:	156
Job-Years Generated by the Contractors' Purchasing of Goods and Supplies:	27
Job-Years "Induced" in the Economy by the Household Purchases of these New Employees:	6
TOTAL	189

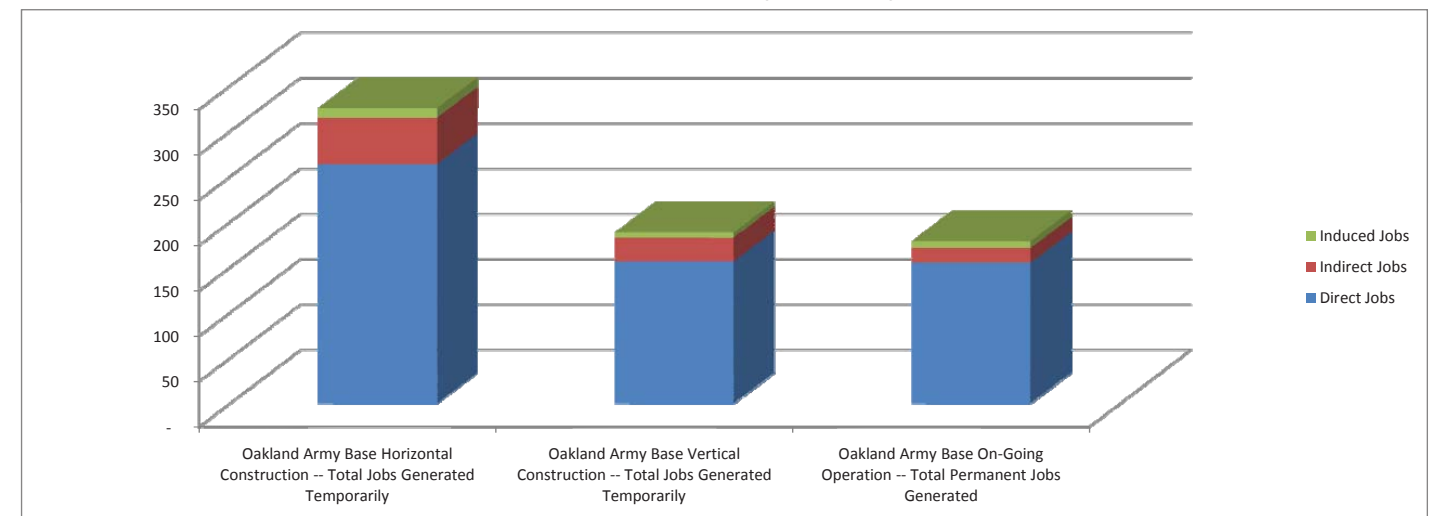
Non-Profit (Job Training)	124
Construction	26
Architectural and Engineering Services	5

Oakland Army Base On-Going Operation -- Total Permanent Jobs Generated	
Annual Jobs Generated Directly by the New Industrial District:	155
Annual Jobs Generated by the Tenants' Purchasing of Goods and Supplies:	16
Annual Jobs "Induced" in the Economy by the Household Purchases of these New Employees:	8
TOTAL	179

Trade and Logistics	88
Warehousing and Storage	26
Scientific Research and Development Services	23
Non-Profit (Job Training)	17
Other Professional, Scientific, and Technical Services	1

A Job-Year, as defined here, is one year of employment for one employee.

Jobs Generated in West Oakland per Development Phase



OGTIC PROJECT OVERVIEW - ECONOMIC IMPACT

PRELIMINARY JOB CREATION ESTIMATES

IMPLAN OAB Job Creation Projections – Horizontal
September 17, 2010

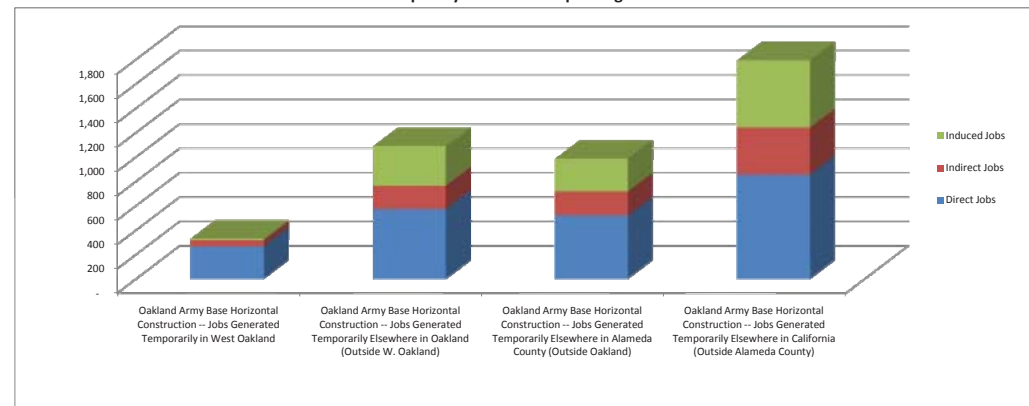
HORIZONTAL INFRASTRUCTURE PROGRAM JOB CREATION

Note: These estimates reflect projections generated by the IMPLAN software as a product of a proposed spend. Such a spend, and the estimates associated with it, are subject to review and modification by the City of Oakland, the Port of Oakland, and up to 30 other identified regulatory bodies. Changes in market conditions, contract negotiations, and any number of factors may also affect each of the many assumptions used herein. As such, these are hypothetical in nature and cannot be relied upon as an exact forecast, nor as a guarantee by the Developer and the City of Oakland.

Oakland Army Base Horizontal Construction -- Total Jobs Generated Temporarily Nation-Wide		
Job-Years Generated Directly by the Construction of the New Infrastructure:	2,971	Construction 1,210
Job-Years Generated Elsewhere by the Contractors' Purchasing of Goods and Supplies:	1,907	Architectural and Engineering Services 504
Job-Years "Induced" in the Economy by the Household Purchases of these New Employees:	3,292	Demolition and Remediation Services 355
TOTAL	8,170	Transport by Truck 287
		Non-Profit (Job Training) 167
		Building Services 117
		State and Local Government 100
		Water, Sewage Treatment and Delivery Systems 100
		Environmental Consulting Services 53
		Electricity Generation, Transmission, and Distribution 41
		Communications Equipment Manufacturing 16
Oakland Army Base Horizontal Construction -- Jobs Generated Temporarily in West Oakland		
Job-Years Generated Directly by the Construction of the New Infrastructure:	264	Non-Profit (Job Training) 152
Job-Years Generated by the Contractors' Purchasing of Goods and Supplies:	51	Construction 49
Job-Years "Induced" in the Economy by the Household Purchases of these New Employees:	11	Architectural and Engineering Services 23
TOTAL	326	Demolition and Remediation Services 17
		Transport by Truck 13
		Building Services 5
		State and Local Government 3
		Environmental Consulting Services 3
Oakland Army Base Horizontal Construction -- Jobs Generated Temporarily Elsewhere in Oakland (Outside W. Oakland)		
Job-Years Generated Directly by the Construction of the New Infrastructure:	570	Construction 245
Job-Years Generated by the Contractors' Purchasing of Goods and Supplies:	192	Architectural and Engineering Services 115
Job-Years "Induced" in the Economy by the Household Purchases of these New Employees:	320	Demolition and Remediation Services 84
TOTAL	1,082	Transport by Truck 64
		Building Services 23
		State and Local Government 16
		Environmental Consulting Services 13
		Communications Equipment Manufacturing 5
Oakland Army Base Horizontal Construction -- Jobs Generated Temporarily Elsewhere in Alameda County (Outside Oakland)		
Job-Years Generated Directly by the Construction of the New Infrastructure:	516	Construction 196
Job-Years Generated by the Contractors' Purchasing of Goods and Supplies:	199	Architectural and Engineering Services 92
Job-Years "Induced" in the Economy by the Household Purchases of these New Employees:	264	Demolition and Remediation Services 67
TOTAL	979	Transport by Truck 51
		Building Services 19
		Water, Sewage Treatment and Delivery Systems 36
		State and Local Government 13
		Environmental Consulting Services 10
		Electricity Generation, Transmission, and Distribution 25
		Communications equipment manufacturing 3
Oakland Army Base Horizontal Construction -- Jobs Generated Temporarily Elsewhere in California (Outside Alameda County)		
Job-Years Generated Directly by the Construction of the New Infrastructure:	851	Construction 360
Job-Years Generated by the Contractors' Purchasing of Goods and Supplies:	383	Architectural and Engineering Services 153
Job-Years "Induced" in the Economy by the Household Purchases of these New Employees:	554	Demolition and Remediation Services 107
TOTAL	1,788	Transport by Truck 95
		Non-Profit (Job Training) 12
		Building Services 40
		State and Local Government 32
		Water, Sewage Treatment and Delivery Systems 22
		Environmental Consulting Services 20
		Communications equipment manufacturing 4

A Job-Year, as defined here, is one year of employment for one employee.

Temporary Jobs Created per Region



IMPLAN OAB Job Creation Projections – Horizontal
September 17, 2010

HORIZONTAL INFRASTRUCTURE PROGRAM JOB CREATION

Note: These estimates reflect projections generated by the IMPLAN software as a product of a proposed spend. Such a spend, and the estimates associated with it, are subject to review and modification by the City of Oakland, the Port of Oakland, and up to 30 other identified regulatory bodies. Changes in market conditions, contract negotiations, and any number of factors may also affect each of the many assumptions used herein. As such, these are hypothetical in nature and cannot be relied upon as an exact forecast, nor as a guarantee by the Developer and the City of Oakland.

Oakland Army Base Horizontal Construction -- Total Jobs Generated Temporarily Nation-Wide		
Job-Years Generated Directly by the Construction of the New Infrastructure:	2,971	Construction 1,210
Job-Years Generated Elsewhere by the Contractors' Purchasing of Goods and Supplies:	1,907	Architectural and Engineering Services 504
Job-Years "Induced" in the Economy by the Household Purchases of these New Employees:	3,292	Demolition and Remediation Services 355
TOTAL	8,170	Transport by Truck 287
		Non-Profit (Job Training) 167
		Building Services 117
		State and Local Government 100
		Water, Sewage Treatment and Delivery Systems 100
		Environmental Consulting Services 53
		Electricity Generation, Transmission, and Distribution 41
		Communications Equipment Manufacturing 16
Oakland Army Base Horizontal Construction -- Jobs Generated Temporarily in West Oakland		
Job-Years Generated Directly by the Construction of the New Infrastructure:	264	Non-Profit (Job Training) 152
Job-Years Generated by the Contractors' Purchasing of Goods and Supplies:	51	Construction 49
Job-Years "Induced" in the Economy by the Household Purchases of these New Employees:	11	Architectural and Engineering Services 23
TOTAL	326	Demolition and Remediation Services 17
		Transport by Truck 13
		Building Services 5
		State and Local Government 3
		Environmental Consulting Services 3
Oakland Army Base Horizontal Construction -- Jobs Generated Temporarily in Oakland		
Job-Years Generated Directly by the Construction of the New Infrastructure:	834	Construction 294
Job-Years Generated by the Contractors' Purchasing of Goods and Supplies:	243	Non-Profit (Job Training) 152
Job-Years "Induced" in the Economy by the Household Purchases of these New Employees:	330	Architectural and Engineering Services 138
TOTAL	1,407	Demolition and Remediation Services 101
		Transport by Truck 77
		Building Services 28
		State and Local Government 19
		Environmental Consulting Services 15
		Communications Equipment Manufacturing 5
Oakland Army Base Horizontal Construction -- Jobs Generated Temporarily in Alameda County		
Job-Years Generated Directly by the Construction of the New Infrastructure:	1,350	Construction 489
Job-Years Generated by the Contractors' Purchasing of Goods and Supplies:	442	Architectural and Engineering Services 230
Job-Years "Induced" in the Economy by the Household Purchases of these New Employees:	595	Demolition and Remediation Services 168
TOTAL	2,386	Non-Profit (Job Training) 152
		Transport by Truck 128
		Building Services 47
		Water, Sewage Treatment and Delivery Systems 36
		State and Local Government 32
		Environmental Consulting Services 25
		Electricity Generation, Transmission, and Distribution 25
		Communications equipment manufacturing 8
Oakland Army Base Horizontal Construction -- Jobs Generated Temporarily in California		
Job-Years Generated Directly by the Construction of the New Infrastructure:	2,201	Construction 849
Job-Years Generated by the Contractors' Purchasing of Goods and Supplies:	825	Architectural and Engineering Services 382
Job-Years "Induced" in the Economy by the Household Purchases of these New Employees:	1,148	Demolition and Remediation Services 276
TOTAL	4,174	Transport by Truck 223
		Non-Profit (Job Training) 164
		Building Services 86
		State and Local Government 63
		Water, Sewage Treatment and Delivery Systems 58
		Environmental Consulting Services 45
		Electricity Generation, Transmission, and Distribution 25
		Communications equipment manufacturing 12

A Job-Year, as defined here, is one year of employment for one employee.

Temporary Jobs Created (Cumulative)



OGTIC PROJECT OVERVIEW - ECONOMIC IMPACT

PRELIMINARY JOB CREATION ESTIMATES

IMPLAN OAB Job Creation Projections -- Vertical
September 17, 2010

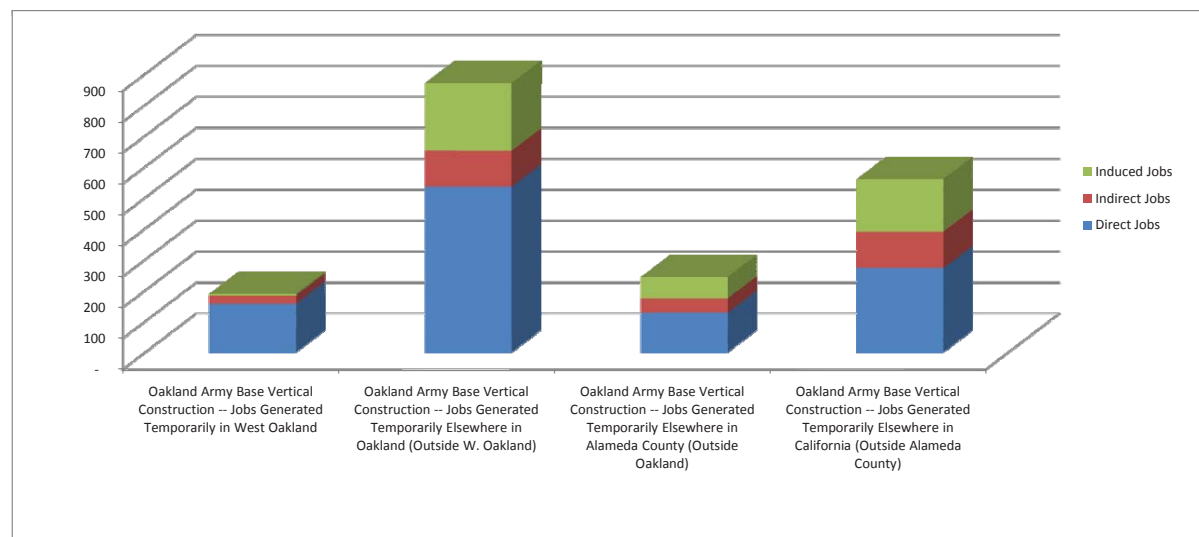
VERTICAL PROGRAM JOB CREATION

Note: These estimates reflect projections generated by the IMPLAN software as a product of a proposed spend. Such a spend, and the estimates associated with it, are subject to review and modification by the City of Oakland, the Port of Oakland, and up to 30 other identified regulatory bodies. Changes in market conditions, contract negotiations, and any number of factors may also affect each of the many assumptions used herein. As such, these are hypothetical in nature and cannot be relied upon as an exact forecast, nor as a guarantee by the Developer and the City of Oakland.

Oakland Army Base Vertical Construction -- Total Jobs Generated Temporarily Nation-Wide										
Job-Years Generated Directly by the Construction of the New Industrial District:	1,390	<table border="1"> <tr><td>Building Construction</td><td>673</td></tr> <tr><td>Non-Profit (Job Training)</td><td>575</td></tr> <tr><td>Architectural and Engineering Services</td><td>126</td></tr> <tr><td>Billboard Construction</td><td>16</td></tr> </table>	Building Construction	673	Non-Profit (Job Training)	575	Architectural and Engineering Services	126	Billboard Construction	16
Building Construction	673									
Non-Profit (Job Training)	575									
Architectural and Engineering Services	126									
Billboard Construction	16									
Job-Years Generated Elsewhere by the Contractors' Purchasing of Goods and Supplies:	735									
Job-Years "Induced" in the Economy by the Household Purchases of these New Employees:	1,269									
TOTAL	3,395									
Oakland Army Base Vertical Construction -- Jobs Generated Temporarily in West Oakland										
Job-Years Generated Directly by the Construction of the New Industrial District:	156	<table border="1"> <tr><td>Non-Profit (Job Training)</td><td>124</td></tr> <tr><td>Construction</td><td>26</td></tr> <tr><td>Architectural and Engineering Services</td><td>5</td></tr> </table>	Non-Profit (Job Training)	124	Construction	26	Architectural and Engineering Services	5		
Non-Profit (Job Training)	124									
Construction	26									
Architectural and Engineering Services	5									
Job-Years Generated by the Contractors' Purchasing of Goods and Supplies:	27									
Job-Years "Induced" in the Economy by the Household Purchases of these New Employees:	6									
TOTAL	189									
Oakland Army Base Vertical Construction -- Jobs Generated Temporarily Elsewhere in Oakland (Outside W. Oakland)										
Job-Years Generated Directly by the Construction of the New Industrial District:	535	<table border="1"> <tr><td>Non-Profit (Job Training)</td><td>375</td></tr> <tr><td>Construction</td><td>132</td></tr> <tr><td>Architectural and Engineering Services</td><td>27</td></tr> </table>	Non-Profit (Job Training)	375	Construction	132	Architectural and Engineering Services	27		
Non-Profit (Job Training)	375									
Construction	132									
Architectural and Engineering Services	27									
Job-Years Generated by the Contractors' Purchasing of Goods and Supplies:	116									
Job-Years "Induced" in the Economy by the Household Purchases of these New Employees:	219									
TOTAL	870									
Oakland Army Base Vertical Construction -- Jobs Generated Temporarily Elsewhere in Alameda County (Outside Oakland)										
Job-Years Generated Directly by the Construction of the New Industrial District:	128	<table border="1"> <tr><td>Construction</td><td>106</td></tr> <tr><td>Architectural and Engineering Services</td><td>22</td></tr> </table>	Construction	106	Architectural and Engineering Services	22				
Construction	106									
Architectural and Engineering Services	22									
Job-Years Generated by the Contractors' Purchasing of Goods and Supplies:	47									
Job-Years "Induced" in the Economy by the Household Purchases of these New Employees:	69									
TOTAL	243									
Oakland Army Base Vertical Construction -- Jobs Generated Temporarily Elsewhere in California (Outside Alameda County)										
Job-Years Generated Directly by the Construction of the New Industrial District:	271	<table border="1"> <tr><td>Construction</td><td>196</td></tr> <tr><td>Architectural and Engineering Services</td><td>36</td></tr> <tr><td>Non-Profit (Job Training)</td><td>39</td></tr> </table>	Construction	196	Architectural and Engineering Services	36	Non-Profit (Job Training)	39		
Construction	196									
Architectural and Engineering Services	36									
Non-Profit (Job Training)	39									
Job-Years Generated by the Contractors' Purchasing of Goods and Supplies:	118									
Job-Years "Induced" in the Economy by the Household Purchases of these New Employees:	169									
TOTAL	559									

A Job-Year, as defined here, is one year of employment for one employee.

Temporary Jobs Created per Region



IMPLAN OAB Job Creation Projections -- Vertical
September 17, 2010

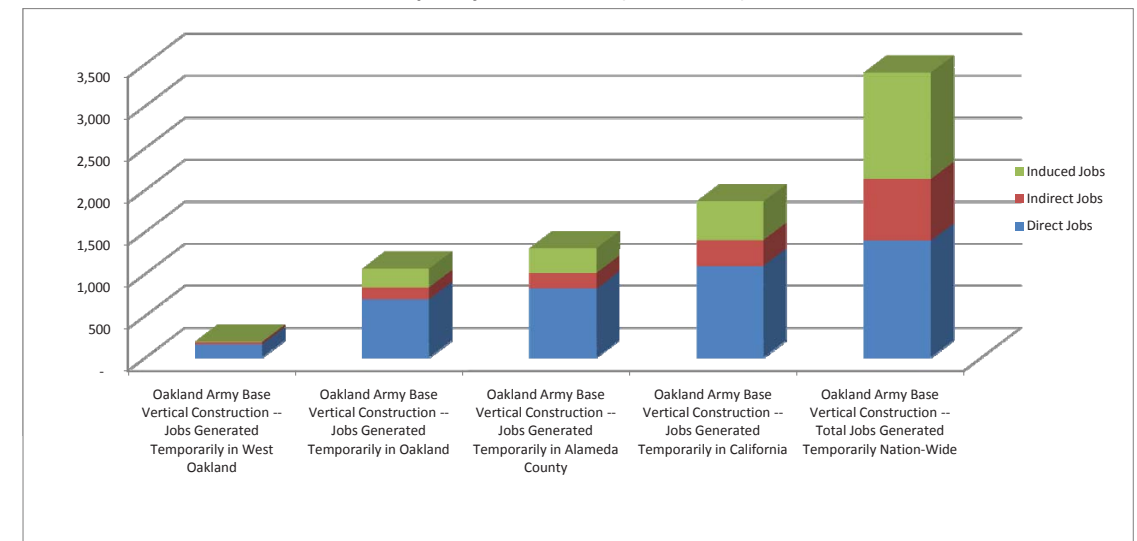
VERTICAL PROGRAM JOB CREATION

Note: These estimates reflect projections generated by the IMPLAN software as a product of a proposed spend. Such a spend, and the estimates associated with it, are subject to review and modification by the City of Oakland, the Port of Oakland, and up to 30 other identified regulatory bodies. Changes in market conditions, contract negotiations, and any number of factors may also affect each of the many assumptions used herein. As such, these are hypothetical in nature and cannot be relied upon as an exact forecast, nor as a guarantee by the Developer and the City of Oakland.

Oakland Army Base Vertical Construction -- Total Jobs Generated Temporarily Nation-Wide										
Job-Years Generated Directly by the Construction of the New Industrial District:	1,390	<table border="1"> <tr><td>Building Construction</td><td>673</td></tr> <tr><td>Non-Profit (Job Training)</td><td>575</td></tr> <tr><td>Architectural and Engineering Services</td><td>126</td></tr> <tr><td>Billboard Construction</td><td>16</td></tr> </table>	Building Construction	673	Non-Profit (Job Training)	575	Architectural and Engineering Services	126	Billboard Construction	16
Building Construction	673									
Non-Profit (Job Training)	575									
Architectural and Engineering Services	126									
Billboard Construction	16									
Job-Years Generated Elsewhere by the Contractors' Purchasing of Goods and Supplies:	735									
Job-Years "Induced" in the Economy by the Household Purchases of these New Employees:	1,269									
TOTAL	3,395									
Oakland Army Base Vertical Construction -- Jobs Generated Temporarily in West Oakland										
Job-Years Generated Directly by the Construction of the New Industrial District:	156	<table border="1"> <tr><td>Non-Profit (Job Training)</td><td>124</td></tr> <tr><td>Construction</td><td>26</td></tr> <tr><td>Architectural and Engineering Services</td><td>5</td></tr> </table>	Non-Profit (Job Training)	124	Construction	26	Architectural and Engineering Services	5		
Non-Profit (Job Training)	124									
Construction	26									
Architectural and Engineering Services	5									
Job-Years Generated by the Contractors' Purchasing of Goods and Supplies:	27									
Job-Years "Induced" in the Economy by the Household Purchases of these New Employees:	6									
TOTAL	189									
Oakland Army Base Vertical Construction -- Jobs Generated Temporarily in Oakland										
Job-Years Generated Directly by the Construction of the New Industrial District:	691	<table border="1"> <tr><td>Non-Profit (Job Training)</td><td>500</td></tr> <tr><td>Construction</td><td>132</td></tr> <tr><td>Architectural and Engineering Services</td><td>27</td></tr> </table>	Non-Profit (Job Training)	500	Construction	132	Architectural and Engineering Services	27		
Non-Profit (Job Training)	500									
Construction	132									
Architectural and Engineering Services	27									
Job-Years Generated by the Contractors' Purchasing of Goods and Supplies:	143									
Job-Years "Induced" in the Economy by the Household Purchases of these New Employees:	225									
TOTAL	1,058									
Oakland Army Base Vertical Construction -- Jobs Generated Temporarily in Alameda County										
Job-Years Generated Directly by the Construction of the New Industrial District:	818	<table border="1"> <tr><td>Non-Profit (Job Training)</td><td>500</td></tr> <tr><td>Construction</td><td>264</td></tr> <tr><td>Architectural and Engineering Services</td><td>55</td></tr> </table>	Non-Profit (Job Training)	500	Construction	264	Architectural and Engineering Services	55		
Non-Profit (Job Training)	500									
Construction	264									
Architectural and Engineering Services	55									
Job-Years Generated by the Contractors' Purchasing of Goods and Supplies:	189									
Job-Years "Induced" in the Economy by the Household Purchases of these New Employees:	293									
TOTAL	1,301									
Oakland Army Base Vertical Construction -- Jobs Generated Temporarily in California										
Job-Years Generated Directly by the Construction of the New Industrial District:	1,090	<table border="1"> <tr><td>Non-Profit (Job Training)</td><td>539</td></tr> <tr><td>Construction</td><td>460</td></tr> <tr><td>Architectural and Engineering Services</td><td>91</td></tr> </table>	Non-Profit (Job Training)	539	Construction	460	Architectural and Engineering Services	91		
Non-Profit (Job Training)	539									
Construction	460									
Architectural and Engineering Services	91									
Job-Years Generated by the Contractors' Purchasing of Goods and Supplies:	308									
Job-Years "Induced" in the Economy by the Household Purchases of these New Employees:	463									
TOTAL	1,860									

A Job-Year, as defined here, is one year of employment for one employee.

Temporary Jobs Created (Cumulative)



OGTIC PROJECT OVERVIEW - ECONOMIC IMPACT

PRELIMINARY JOB CREATION ESTIMATES

IMPLAN OAB Job Creation Projections -- Operation
September 17, 2010

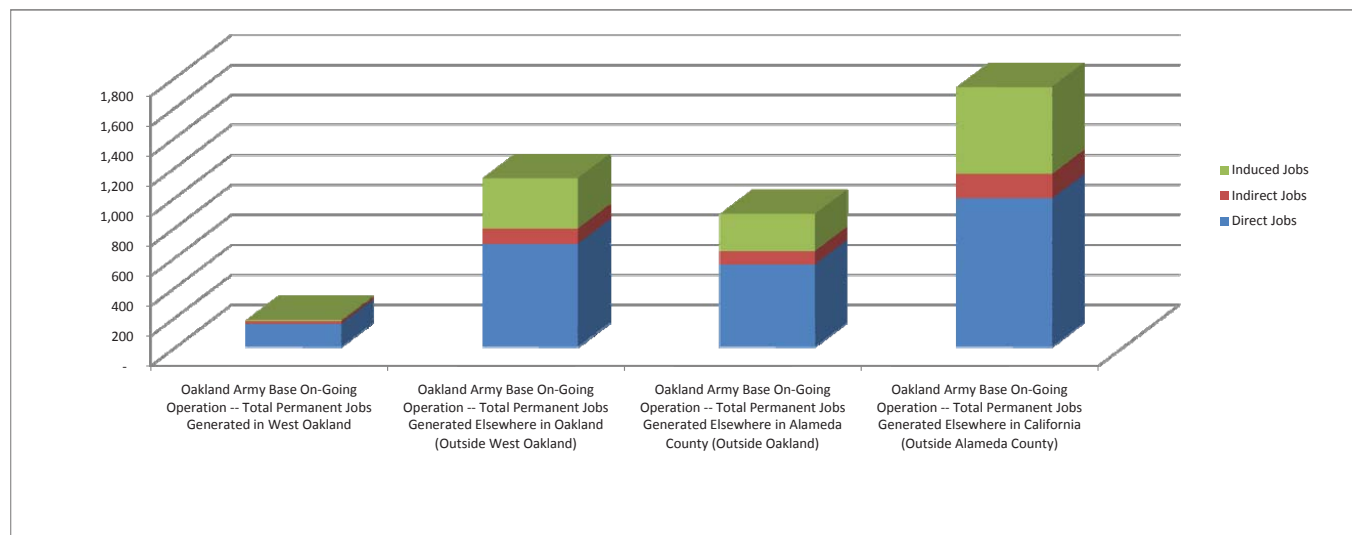
OPERATION PERMANENT JOB CREATION

Note: These estimates reflect projections generated by the IMPLAN software as a product of a proposed spend. Such a spend, and the estimates associated with it, are subject to review and modification by the City of Oakland, the Port of Oakland, and up to 30 other identified regulatory bodies. Changes in market conditions, contract negotiations, and any number of factors may also affect each of the many assumptions used herein. As such, these are hypothetical in nature and cannot be relied upon as an exact forecast, nor as a guarantee by the Developer and the City of Oakland.

Oakland Army Base On-Going Operation -- Total Permanent Jobs Generated Nation-Wide												
Annual Jobs Generated Directly by the New Industrial District:	3,370	<table border="1"> <tr><td>Trade and Logistics</td><td>2,135</td></tr> <tr><td>Warehousing and Storage</td><td>702</td></tr> <tr><td>Research and Development</td><td>475</td></tr> <tr><td>Other Office</td><td>40</td></tr> <tr><td>Non-Profit (Job Training)</td><td>19</td></tr> </table>	Trade and Logistics	2,135	Warehousing and Storage	702	Research and Development	475	Other Office	40	Non-Profit (Job Training)	19
Trade and Logistics	2,135											
Warehousing and Storage	702											
Research and Development	475											
Other Office	40											
Non-Profit (Job Training)	19											
Annual Jobs Generated by the Tenants' Purchasing of Goods and Supplies:	737											
Annual Jobs "Induced" in the Economy by the Household Purchases of these New Employees:	2,850											
TOTAL	6,957											
Oakland Army Base On-Going Operation -- Total Permanent Jobs Generated in West Oakland												
Annual Jobs Generated Directly by the New Industrial District:	155	<table border="1"> <tr><td>Trade and Logistics</td><td>88</td></tr> <tr><td>Warehousing and Storage</td><td>26</td></tr> <tr><td>Scientific Research and Development Services</td><td>23</td></tr> <tr><td>Non-Profit (Job Training)</td><td>17</td></tr> <tr><td>Other Professional, Scientific, and Technical Services</td><td>1</td></tr> </table>	Trade and Logistics	88	Warehousing and Storage	26	Scientific Research and Development Services	23	Non-Profit (Job Training)	17	Other Professional, Scientific, and Technical Services	1
Trade and Logistics	88											
Warehousing and Storage	26											
Scientific Research and Development Services	23											
Non-Profit (Job Training)	17											
Other Professional, Scientific, and Technical Services	1											
Annual Jobs Generated by the Tenants' Purchasing of Goods and Supplies:	16											
Annual Jobs "Induced" in the Economy by the Household Purchases of these New Employees:	8											
TOTAL	179											
Oakland Army Base On-Going Operation -- Total Permanent Jobs Generated Elsewhere in Oakland (Outside West Oakland)												
Annual Jobs Generated Directly by the New Industrial District:	690	<table border="1"> <tr><td>Trade and Logistics</td><td>439</td></tr> <tr><td>Warehousing and Storage</td><td>129</td></tr> <tr><td>Scientific Research and Development Services</td><td>117</td></tr> <tr><td>Other Professional, Scientific, and Technical Services</td><td>5</td></tr> </table>	Trade and Logistics	439	Warehousing and Storage	129	Scientific Research and Development Services	117	Other Professional, Scientific, and Technical Services	5		
Trade and Logistics	439											
Warehousing and Storage	129											
Scientific Research and Development Services	117											
Other Professional, Scientific, and Technical Services	5											
Annual Jobs Generated by the Tenants' Purchasing of Goods and Supplies:	101											
Annual Jobs "Induced" in the Economy by the Household Purchases of these New Employees:	337											
TOTAL	1,128											
Oakland Army Base On-Going Operation -- Total Permanent Jobs Generated Elsewhere in Alameda County (Outside Oakland)												
Annual Jobs Generated Directly by the New Industrial District:	552	<table border="1"> <tr><td>Trade and Logistics</td><td>351</td></tr> <tr><td>Warehousing and Storage</td><td>103</td></tr> <tr><td>Scientific Research and Development Services</td><td>93</td></tr> <tr><td>Other Professional, Scientific, and Technical Services</td><td>4</td></tr> </table>	Trade and Logistics	351	Warehousing and Storage	103	Scientific Research and Development Services	93	Other Professional, Scientific, and Technical Services	4		
Trade and Logistics	351											
Warehousing and Storage	103											
Scientific Research and Development Services	93											
Other Professional, Scientific, and Technical Services	4											
Annual Jobs Generated by the Tenants' Purchasing of Goods and Supplies:	88											
Annual Jobs "Induced" in the Economy by the Household Purchases of these New Employees:	248											
TOTAL	888											
Oakland Army Base On-Going Operation -- Total Permanent Jobs Generated Elsewhere in California (Outside Alameda County)												
Annual Jobs Generated Directly by the New Industrial District:	991	<table border="1"> <tr><td>Trade and Logistics</td><td>623</td></tr> <tr><td>Warehousing and Storage</td><td>229</td></tr> <tr><td>Scientific Research and Development Services</td><td>128</td></tr> <tr><td>Other Professional, Scientific, and Technical Services</td><td>10</td></tr> <tr><td>Non-Profit (Job Training)</td><td>1</td></tr> </table>	Trade and Logistics	623	Warehousing and Storage	229	Scientific Research and Development Services	128	Other Professional, Scientific, and Technical Services	10	Non-Profit (Job Training)	1
Trade and Logistics	623											
Warehousing and Storage	229											
Scientific Research and Development Services	128											
Other Professional, Scientific, and Technical Services	10											
Non-Profit (Job Training)	1											
Annual Jobs Generated by the Tenants' Purchasing of Goods and Supplies:	163											
Annual Jobs "Induced" in the Economy by the Household Purchases of these New Employees:	581											
TOTAL	1,735											

A Job-Year, as defined here, is one year of employment for one employee.

Permanent Jobs Created per Region



IMPLAN OAB Job Creation Projections -- Operation
September 17, 2010

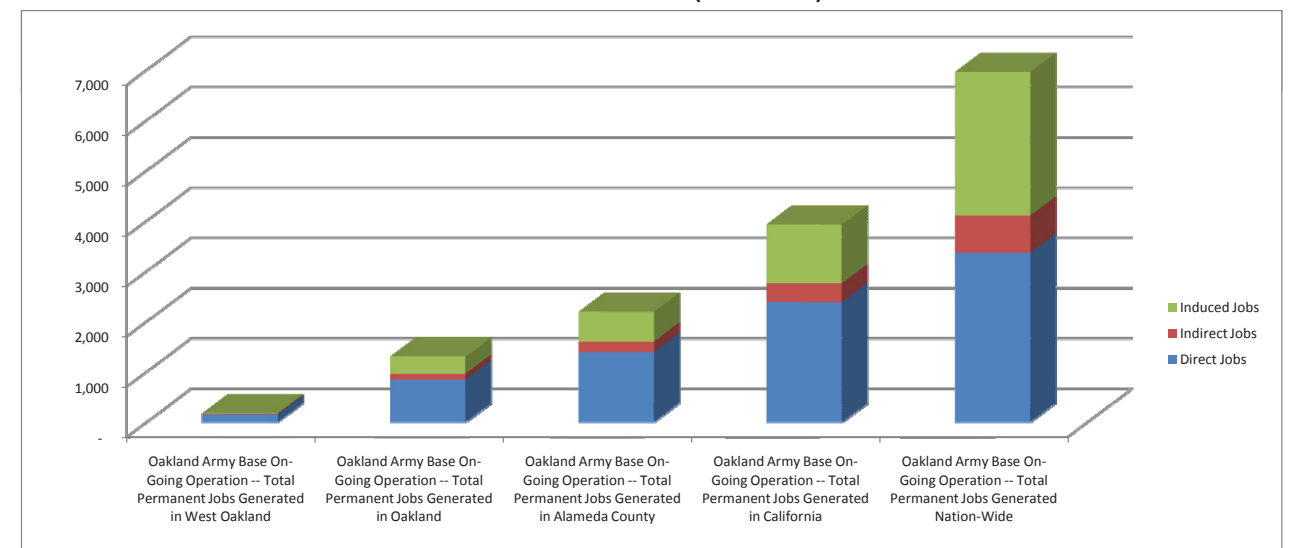
OPERATION PERMANENT JOB CREATION

Note: These estimates reflect projections generated by the IMPLAN software as a product of a proposed spend. Such a spend, and the estimates associated with it, are subject to review and modification by the City of Oakland, the Port of Oakland, and up to 30 other identified regulatory bodies. Changes in market conditions, contract negotiations, and any number of factors may also affect each of the many assumptions used herein. As such, these are hypothetical in nature and cannot be relied upon as an exact forecast, nor as a guarantee by the Developer and the City of Oakland.

Oakland Army Base On-Going Operation -- Total Permanent Jobs Generated Nation-Wide												
Annual Jobs Generated Directly by the New Industrial District:	3,370	<table border="1"> <tr><td>Trade and Logistics</td><td>2,135</td></tr> <tr><td>Warehousing and Storage</td><td>702</td></tr> <tr><td>Research and Development</td><td>475</td></tr> <tr><td>Other Office</td><td>40</td></tr> <tr><td>Non-Profit (Job Training)</td><td>19</td></tr> </table>	Trade and Logistics	2,135	Warehousing and Storage	702	Research and Development	475	Other Office	40	Non-Profit (Job Training)	19
Trade and Logistics	2,135											
Warehousing and Storage	702											
Research and Development	475											
Other Office	40											
Non-Profit (Job Training)	19											
Annual Jobs Generated by the Tenants' Purchasing of Goods and Supplies:	737											
Annual Jobs "Induced" in the Economy by the Household Purchases of these New Employees:	2,850											
TOTAL	6,957											
Oakland Army Base On-Going Operation -- Total Permanent Jobs Generated in West Oakland												
Annual Jobs Generated Directly by the New Industrial District:	155	<table border="1"> <tr><td>Trade and Logistics</td><td>88</td></tr> <tr><td>Warehousing and Storage</td><td>26</td></tr> <tr><td>Scientific Research and Development Services</td><td>23</td></tr> <tr><td>Non-Profit (Job Training)</td><td>17</td></tr> <tr><td>Other Professional, Scientific, and Technical Services</td><td>1</td></tr> </table>	Trade and Logistics	88	Warehousing and Storage	26	Scientific Research and Development Services	23	Non-Profit (Job Training)	17	Other Professional, Scientific, and Technical Services	1
Trade and Logistics	88											
Warehousing and Storage	26											
Scientific Research and Development Services	23											
Non-Profit (Job Training)	17											
Other Professional, Scientific, and Technical Services	1											
Annual Jobs Generated by the Tenants' Purchasing of Goods and Supplies:	16											
Annual Jobs "Induced" in the Economy by the Household Purchases of these New Employees:	8											
TOTAL	179											
Oakland Army Base On-Going Operation -- Total Permanent Jobs Generated in Oakland												
Annual Jobs Generated Directly by the New Industrial District:	845	<table border="1"> <tr><td>Trade and Logistics</td><td>527</td></tr> <tr><td>Warehousing and Storage</td><td>154</td></tr> <tr><td>Scientific Research and Development Services</td><td>140</td></tr> <tr><td>Non-Profit (Job Training)</td><td>17</td></tr> <tr><td>Other Professional, Scientific, and Technical Services</td><td>6</td></tr> </table>	Trade and Logistics	527	Warehousing and Storage	154	Scientific Research and Development Services	140	Non-Profit (Job Training)	17	Other Professional, Scientific, and Technical Services	6
Trade and Logistics	527											
Warehousing and Storage	154											
Scientific Research and Development Services	140											
Non-Profit (Job Training)	17											
Other Professional, Scientific, and Technical Services	6											
Annual Jobs Generated by the Tenants' Purchasing of Goods and Supplies:	117											
Annual Jobs "Induced" in the Economy by the Household Purchases of these New Employees:	345											
TOTAL	1,307											
Oakland Army Base On-Going Operation -- Total Permanent Jobs Generated in Alameda County												
Annual Jobs Generated Directly by the New Industrial District:	1,396	<table border="1"> <tr><td>Trade and Logistics</td><td>878</td></tr> <tr><td>Warehousing and Storage</td><td>257</td></tr> <tr><td>Scientific Research and Development Services</td><td>233</td></tr> <tr><td>Non-Profit (Job Training)</td><td>17</td></tr> <tr><td>Other Professional, Scientific, and Technical Services</td><td>11</td></tr> </table>	Trade and Logistics	878	Warehousing and Storage	257	Scientific Research and Development Services	233	Non-Profit (Job Training)	17	Other Professional, Scientific, and Technical Services	11
Trade and Logistics	878											
Warehousing and Storage	257											
Scientific Research and Development Services	233											
Non-Profit (Job Training)	17											
Other Professional, Scientific, and Technical Services	11											
Annual Jobs Generated by the Tenants' Purchasing of Goods and Supplies:	205											
Annual Jobs "Induced" in the Economy by the Household Purchases of these New Employees:	593											
TOTAL	2,194											
Oakland Army Base On-Going Operation -- Total Permanent Jobs Generated in California												
Annual Jobs Generated Directly by the New Industrial District:	2,388	<table border="1"> <tr><td>Trade and Logistics</td><td>1,501</td></tr> <tr><td>Warehousing and Storage</td><td>486</td></tr> <tr><td>Scientific Research and Development Services</td><td>361</td></tr> <tr><td>Other Professional, Scientific, and Technical Services</td><td>20</td></tr> <tr><td>Non-Profit (Job Training)</td><td>19</td></tr> </table>	Trade and Logistics	1,501	Warehousing and Storage	486	Scientific Research and Development Services	361	Other Professional, Scientific, and Technical Services	20	Non-Profit (Job Training)	19
Trade and Logistics	1,501											
Warehousing and Storage	486											
Scientific Research and Development Services	361											
Other Professional, Scientific, and Technical Services	20											
Non-Profit (Job Training)	19											
Annual Jobs Generated by the Tenants' Purchasing of Goods and Supplies:	368											
Annual Jobs "Induced" in the Economy by the Household Purchases of these New Employees:	1,174											
TOTAL	3,929											

A Job-Year, as defined here, is one year of employment for one employee.

Permanent Jobs Created (Cumulative)



OGTIC PROJECT OVERVIEW - ECONOMIC IMPACT

PRELIMINARY OUTPUT ESTIMATES

IMPLAN OAB Output Projections -- Nation-Wide
September 21, 2010

INCREASED ECONOMIC OUTPUT NATION-WIDE

Note: These estimates reflect projections generated by the IMPLAN software as a product of a proposed spend. Such a spend, and the estimates associated with it, are subject to review and modification by the City of Oakland, the Port of Oakland, and up to 30 other identified regulatory bodies. Changes in market conditions, contract negotiations, and any number of factors may also affect each of the many assumptions used herein. As such, these are hypothetical in nature and cannot be relied upon as an exact forecast, nor as a guarantee by the Developer and the City of Oakland.

Oakland Army Base Horizontal Construction -- Total Temporary Output Increase

Increased Output Generated Directly by the Construction of the New Infrastructure:	\$ 474,534,144
Increased Output Generated by the Contractors' Purchasing of Goods and Supplies:	\$ 371,602,880
Increased Output "Induced" in the Economy by the Household Purchases of these New Employees:	\$ 513,932,032
TOTAL	\$ 1,360,069,056

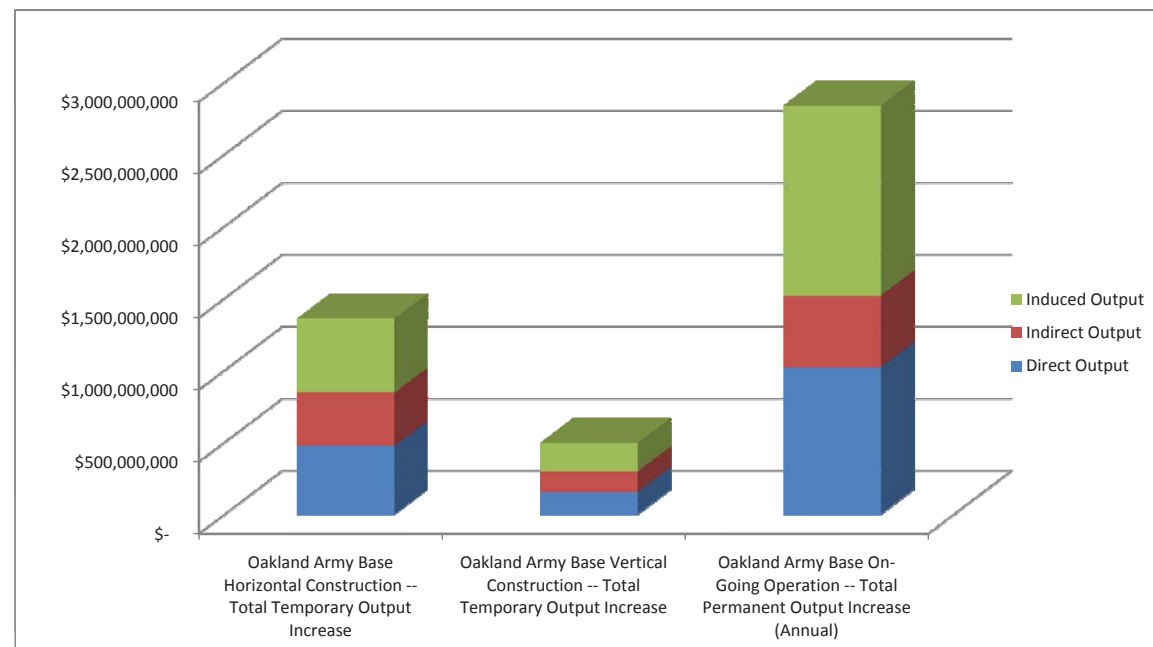
Oakland Army Base Vertical Construction -- Total Temporary Output Increase

Increased Output Generated Directly by the Construction of the New Industrial District:	\$ 154,620,128
Increased Output Generated by the Contractors' Purchasing of Goods and Supplies:	\$ 144,182,432
Increased Output "Induced" in the Economy by the Household Purchases of these New Employees:	\$ 198,234,864
TOTAL	\$ 497,037,424

Oakland Army Base On-Going Operation -- Total Permanent Output Increase (Annual)

Annual Increased Output Generated Directly by the New Industrial District:	\$ 1,020,716,928
Annual Increased Output Generated by the Tenants' Purchasing of Goods and Supplies:	\$ 498,904,672
Annual Increased Output "Induced" in the Economy by the Household Purchases of these New Employees:	\$ 1,319,491,072
TOTAL	\$ 2,839,112,672

Total Increased Output per Development Phase



IMPLAN OAB Output Projections -- California
September 21, 2010

INCREASED ECONOMIC OUTPUT THROUGHOUT CALIFORNIA

Note: These estimates reflect projections generated by the IMPLAN software as a product of a proposed spend. Such a spend, and the estimates associated with it, are subject to review and modification by the City of Oakland, the Port of Oakland, and up to 30 other identified regulatory bodies. Changes in market conditions, contract negotiations, and any number of factors may also affect each of the many assumptions used herein. As such, these are hypothetical in nature and cannot be relied upon as an exact forecast, nor as a guarantee by the Developer and the City of Oakland.

Oakland Army Base Horizontal Construction -- Total Temporary Output Increase

Increased Output Generated Directly by the Construction of the New Infrastructure:	\$ 381,453,824
Increased Output Generated by the Contractors' Purchasing of Goods and Supplies:	\$ 151,222,656
Increased Output "Induced" in the Economy by the Household Purchases of these New Employees:	\$ 177,806,608
TOTAL	\$ 710,483,088

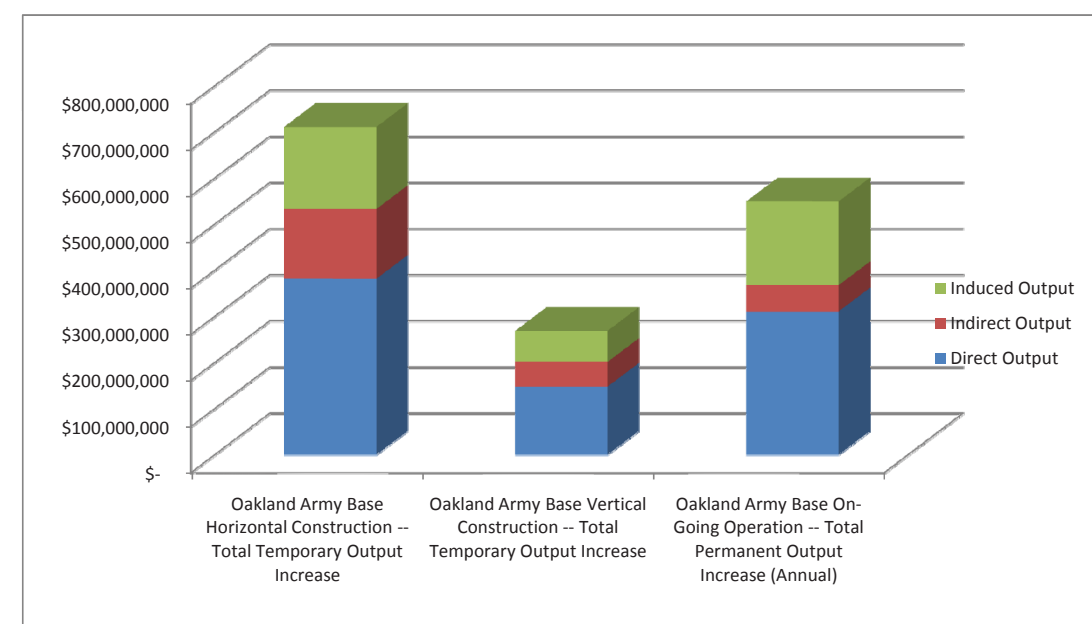
Oakland Army Base Vertical Construction -- Total Temporary Output Increase

Increased Output Generated Directly by the Construction of the New Industrial District:	\$ 147,604,384
Increased Output Generated by the Contractors' Purchasing of Goods and Supplies:	\$ 53,577,164
Increased Output "Induced" in the Economy by the Household Purchases of these New Employees:	\$ 67,255,688
TOTAL	\$ 268,437,236

Oakland Army Base On-Going Operation -- Total Permanent Output Increase (Annual)

Annual Increased Output Generated Directly by the New Industrial District:	\$ 310,608,864
Annual Increased Output Generated by the Tenants' Purchasing of Goods and Supplies:	\$ 56,854,376
Annual Increased Output "Induced" in the Economy by the Household Purchases of these New Employees:	\$ 181,678,432
TOTAL	\$ 549,141,672

Increased Output in California per Development Phase



OGTIC PROJECT OVERVIEW - ECONOMIC IMPACT

PRELIMINARY OUTPUT ESTIMATES

IMPLAN OAB Output Projections -- Alameda County
September 21, 2010

INCREASED ECONOMIC OUTPUT THROUGHOUT ALAMEDA COUNTY

Note: These estimates reflect projections generated by the IMPLAN software as a product of a proposed spend. Such a spend, and the estimates associated with it, are subject to review and modification by the City of Oakland, the Port of Oakland, and up to 30 other identified regulatory bodies. Changes in market conditions, contract negotiations, and any number of factors may also affect each of the many assumptions used herein. As such, these are hypothetical in nature and cannot be relied upon as an exact forecast, nor as a guarantee by the Developer and the City of Oakland.

Oakland Army Base Horizontal Construction -- Total Temporary Output Increase

Increased Output Generated Directly by the Construction of the New Infrastructure:	\$ 241,566,336
Increased Output Generated by the Contractors' Purchasing of Goods and Supplies:	\$ 74,165,936
Increased Output "Induced" in the Economy by the Household Purchases of these New Employees:	\$ 91,914,144
TOTAL	\$ 407,646,416

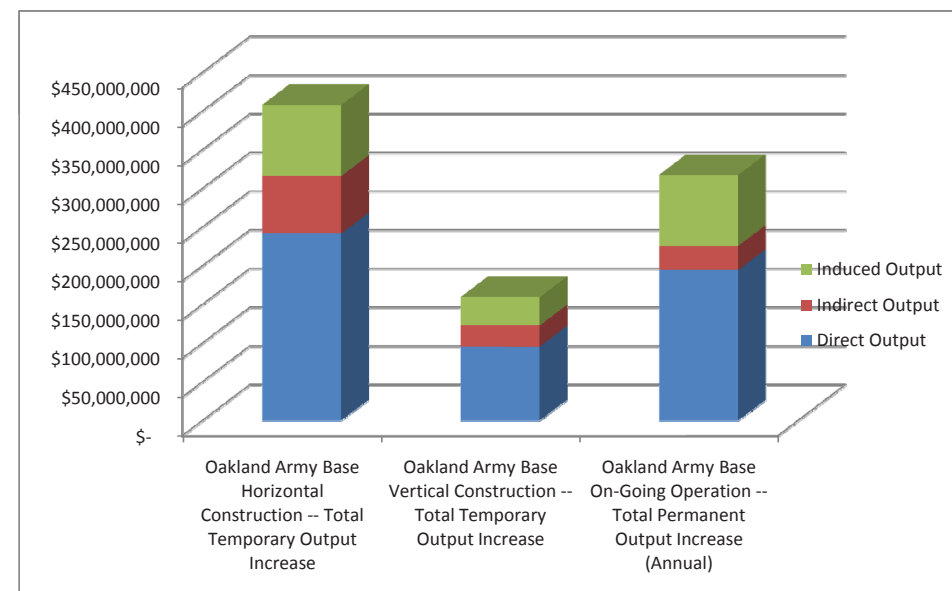
Oakland Army Base Vertical Construction -- Total Temporary Output Increase

Increased Output Generated Directly by the Construction of the New Industrial District:	\$ 95,631,208
Increased Output Generated by the Contractors' Purchasing of Goods and Supplies:	\$ 27,050,466
Increased Output "Induced" in the Economy by the Household Purchases of these New Employees:	\$ 36,622,344
TOTAL	\$ 159,304,018

Oakland Army Base On-Going Operation -- Total Permanent Output Increase (Annual)

Annual Increased Output Generated Directly by the New Industrial District:	\$ 194,517,184
Annual Increased Output Generated by the Tenants' Purchasing of Goods and Supplies:	\$ 31,137,736
Annual Increased Output "Induced" in the Economy by the Household Purchases of these New Employees:	\$ 91,617,616
TOTAL	\$ 317,272,536

Increased Output in Alameda County per Development Phase



IMPLAN OAB Output Projections -- Oakland
September 21, 2010

INCREASED ECONOMIC OUTPUT THROUGHOUT OAKLAND

Note: These estimates reflect projections generated by the IMPLAN software as a product of a proposed spend. Such a spend, and the estimates associated with it, are subject to review and modification by the City of Oakland, the Port of Oakland, and up to 30 other identified regulatory bodies. Changes in market conditions, contract negotiations, and any number of factors may also affect each of the many assumptions used herein. As such, these are hypothetical in nature and cannot be relied upon as an exact forecast, nor as a guarantee by the Developer and the City of Oakland.

Oakland Army Base Horizontal Construction -- Total Temporary Output Increase

Increased Output Generated Directly by the Construction of the New Infrastructure:	\$ 131,001,984
Increased Output Generated by the Contractors' Purchasing of Goods and Supplies:	\$ 38,663,300
Increased Output "Induced" in the Economy by the Household Purchases of these New Employees:	\$ 50,095,600
TOTAL	\$ 219,760,884

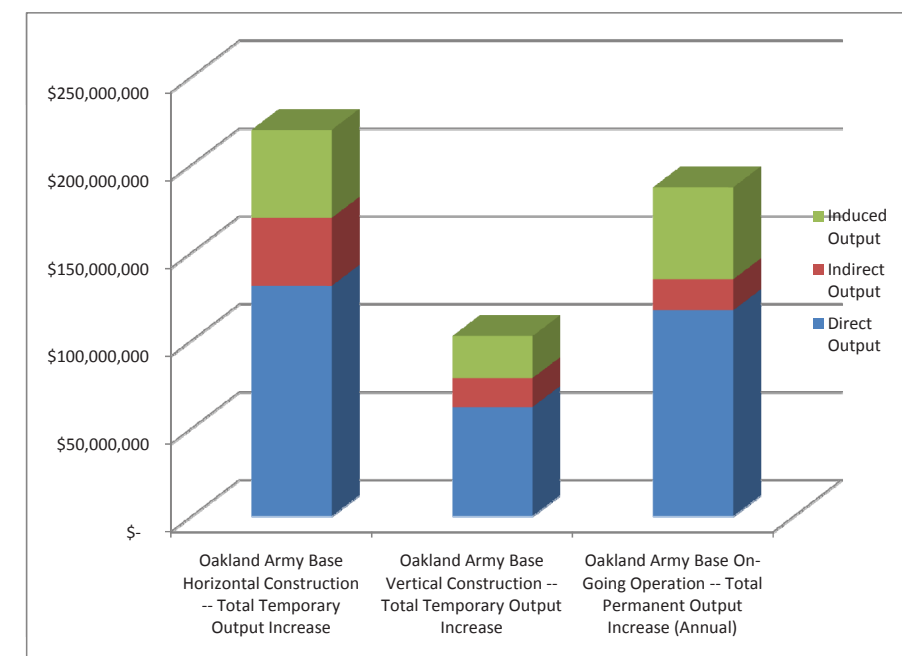
Oakland Army Base Vertical Construction -- Total Temporary Output Increase

Increased Output Generated Directly by the Construction of the New Industrial District:	\$ 62,108,600
Increased Output Generated by the Contractors' Purchasing of Goods and Supplies:	\$ 16,421,696
Increased Output "Induced" in the Economy by the Household Purchases of these New Employees:	\$ 23,902,150
TOTAL	\$ 102,432,446

Oakland Army Base On-Going Operation -- Total Permanent Output Increase (Annual)

Annual Increased Output Generated Directly by the New Industrial District:	\$ 117,122,728
Annual Increased Output Generated by the Tenants' Purchasing of Goods and Supplies:	\$ 17,645,558
Annual Increased Output "Induced" in the Economy by the Household Purchases of these New Employees:	\$ 52,329,148
TOTAL	\$ 187,097,434

Increased Output in Oakland per Development Phase



OGTIC PROJECT OVERVIEW - ECONOMIC IMPACT

IMPLAN OAB Output Projections -- West Oakland
September 21, 2010

INCREASED ECONOMIC OUTPUT IN WEST OAKLAND

Note: These estimates reflect projections generated by the IMPLAN software as a product of a proposed spend. Such a spend, and the estimates associated with it, are subject to review and modification by the City of Oakland, the Port of Oakland, and up to 30 other identified regulatory bodies. Changes in market conditions, contract negotiations, and any number of factors may also affect each of the many assumptions used herein. As such, these are hypothetical in nature and cannot be relied upon as an exact forecast, nor as a guarantee by the Developer and the City of Oakland.

Oakland Army Base Horizontal Construction -- Total Temporary Output Increase

Increased Output Generated Directly by the Construction of the New Infrastructure:	\$ 28,616,306
Increased Output Generated by the Contractors' Purchasing of Goods and Supplies:	\$ 8,512,569
Increased Output "Induced" in the Economy by the Household Purchases of these New Employees:	\$ 1,568,131
TOTAL	\$ 38,697,006

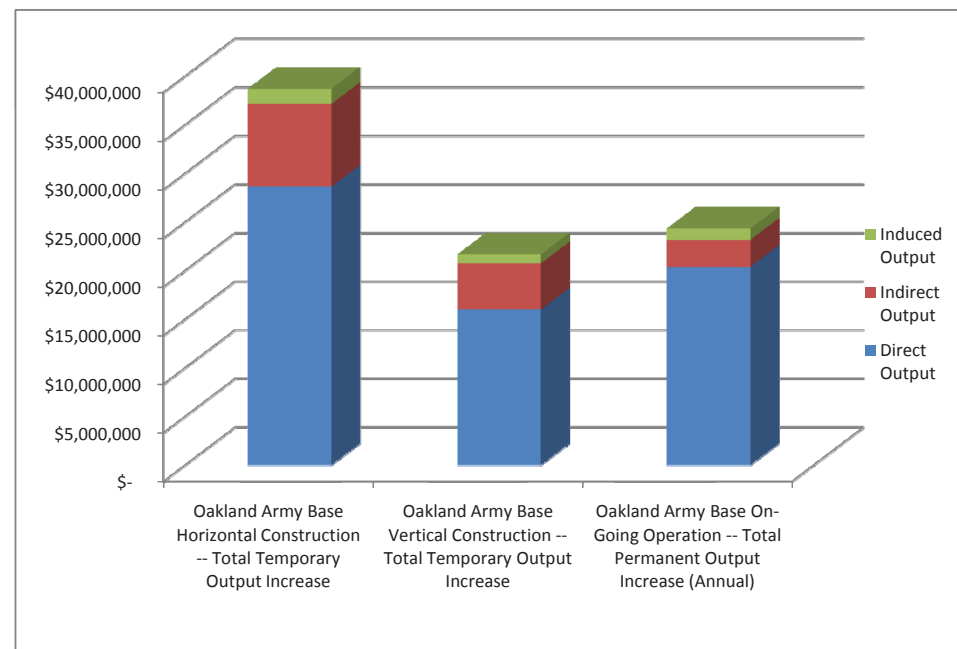
Oakland Army Base Vertical Construction -- Total Temporary Output Increase

Increased Output Generated Directly by the Construction of the New Industrial District:	\$ 15,982,234
Increased Output Generated by the Contractors' Purchasing of Goods and Supplies:	\$ 4,746,115
Increased Output "Induced" in the Economy by the Household Purchases of these New Employees:	\$ 923,610
TOTAL	\$ 21,651,958

Oakland Army Base On-Going Operation -- Total Permanent Output Increase (Annual)

Annual Increased Output Generated Directly by the New Industrial District:	20,379,668
Annual Increased Output Generated by the Tenants' Purchasing of Goods and Supplies:	2,786,106
Increased Output "Induced" in the Economy by the Household Purchases of these New Employees:	1,153,734
TOTAL	24,319,509

Increased Output in West Oakland per Development Phase



PRELIMINARY OUTPUT ESTIMATES

IMPLAN OAB Output Projections -- Horizontal
September 21, 2010

HORIZONTAL INFRASTRUCTURE PROGRAM ECONOMIC IMPACT

Note: These estimates reflect projections generated by the IMPLAN software as a product of a proposed spend. Such a spend, and the estimates associated with it, are subject to review and modification by the City of Oakland, the Port of Oakland, and up to 30 other identified regulatory bodies. Changes in market conditions, contract negotiations, and any number of factors may also affect each of the many assumptions used herein. As such, these are hypothetical in nature and cannot be relied upon as an exact forecast, nor as a guarantee by the Developer and the City of Oakland.

Oakland Army Base Horizontal Construction -- Total Increased Output Generated Temporarily Nation-Wide

Increased Output Generated Directly by the Construction of the New Infrastructure:	\$ 474,534,144
Increased Output Generated by the Contractors' Purchasing of Goods and Supplies:	\$ 371,602,880
Increased Output "Induced" in the Economy by the Household Purchases of these New Employees:	\$ 513,932,032
TOTAL	\$ 1,360,069,056

Oakland Army Base Horizontal Construction -- Increased Output Generated Temporarily in West Oakland

Increased Output Generated Directly by the Construction of the New Infrastructure:	\$ 28,616,306
Increased Output Generated by the Contractors' Purchasing of Goods and Supplies:	\$ 8,512,569
Increased Output "Induced" in the Economy by the Household Purchases of these New Employees:	\$ 1,568,131
TOTAL	\$ 38,697,006

Oakland Army Base Horizontal Construction -- Increased Output Generated Temporarily Elsewhere in Oakland (Outside W. Oakland)

Increased Output Generated Directly by the Construction of the New Infrastructure:	\$ 102,385,678
Increased Output Generated by the Contractors' Purchasing of Goods and Supplies:	\$ 30,150,731
Increased Output "Induced" in the Economy by the Household Purchases of these New Employees:	\$ 48,527,469
TOTAL	\$ 181,063,878

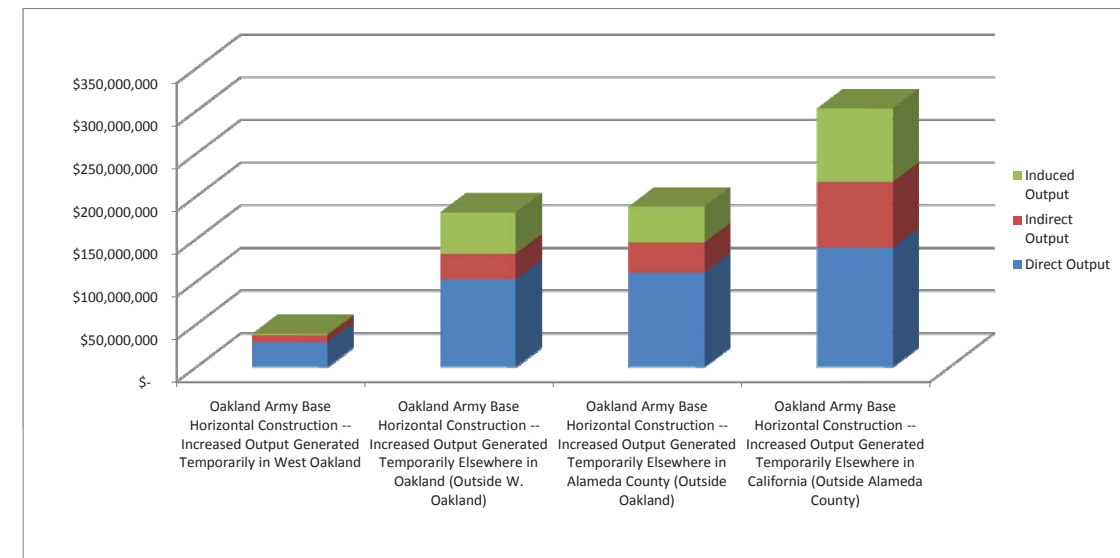
Oakland Army Base Horizontal Construction -- Increased Output Generated Temporarily Elsewhere in Alameda County (Outside Oakland)

Increased Output Generated Directly by the Construction of the New Infrastructure:	\$ 110,564,352
Increased Output Generated by the Contractors' Purchasing of Goods and Supplies:	\$ 35,502,636
Increased Output "Induced" in the Economy by the Household Purchases of these New Employees:	\$ 41,818,544
TOTAL	\$ 187,885,532

Oakland Army Base Horizontal Construction -- Increased Output Generated Temporarily Elsewhere in California (Outside Alameda County)

Increased Output Generated Directly by the Construction of the New Infrastructure:	\$ 139,887,488
Increased Output Generated by the Contractors' Purchasing of Goods and Supplies:	\$ 77,056,720
Increased Output "Induced" in the Economy by the Household Purchases of these New Employees:	\$ 85,892,464
TOTAL	\$ 302,836,672

Temporary Increase in Output Created per Region



OGTIC PROJECT OVERVIEW - ECONOMIC IMPACT

PRELIMINARY OUTPUT ESTIMATES

IMPLAN OAB Output Projections -- Horizontal
September 21, 2010

HORIZONTAL INFRASTRUCTURE PROGRAM ECONOMIC IMPACT

Note: These estimates reflect projections generated by the IMPLAN software as a product of a proposed spend. Such a spend, and the estimates associated with it, are subject to review and modification by the City of Oakland, the Port of Oakland, and up to 30 other identified regulatory bodies. Changes in market conditions, contract negotiations, and any number of factors may also affect each of the many assumptions used herein. As such, these are hypothetical in nature and cannot be relied upon as an exact forecast, nor as a guarantee by the Developer and the City of Oakland.

Oakland Army Base Horizontal Construction -- Total Increased Output Generated Temporarily Nation-Wide	
Increased Output Generated Directly by the Construction of the New Infrastructure:	\$ 474,534,144
Increased Output Generated by the Contractors' Purchasing of Goods and Supplies:	\$ 371,602,880
Increased Output "Induced" in the Economy by the Household Purchases of these New Employees:	\$ 513,932,032
TOTAL	\$ 1,360,069,056

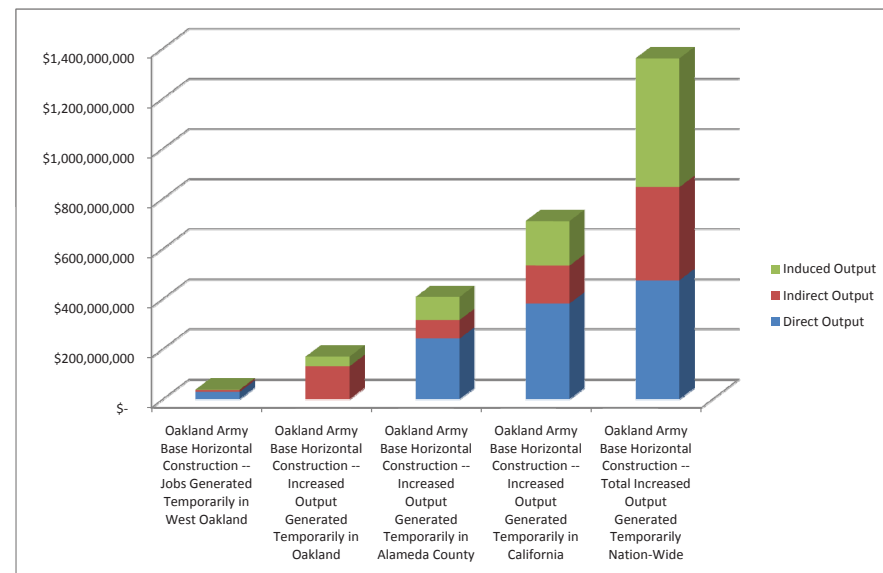
Oakland Army Base Horizontal Construction -- Jobs Generated Temporarily in West Oakland	
Increased Output Generated Directly by the Construction of the New Infrastructure:	\$ 28,616,306
Increased Output Generated by the Contractors' Purchasing of Goods and Supplies:	\$ 8,512,569
Increased Output "Induced" in the Economy by the Household Purchases of these New Employees:	\$ 1,568,131
TOTAL	\$ 38,697,006

Oakland Army Base Horizontal Construction -- Increased Output Generated Temporarily in Oakland	
Increased Output Generated Directly by the Construction of the New Infrastructure:	
Increased Output Generated by the Contractors' Purchasing of Goods and Supplies:	\$ 131,001,984
Increased Output "Induced" in the Economy by the Household Purchases of these New Employees:	\$ 38,663,300
TOTAL	\$ 50,095,600
	\$ 219,760,884

Oakland Army Base Horizontal Construction -- Increased Output Generated Temporarily in Alameda County	
Increased Output Generated Directly by the Construction of the New Infrastructure:	\$ 241,566,336
Increased Output Generated by the Contractors' Purchasing of Goods and Supplies:	\$ 74,165,936
Increased Output "Induced" in the Economy by the Household Purchases of these New Employees:	\$ 91,914,144
TOTAL	\$ 407,646,416

Oakland Army Base Horizontal Construction -- Increased Output Generated Temporarily in California	
Increased Output Generated Directly by the Construction of the New Infrastructure:	\$ 381,453,824
Increased Output Generated by the Contractors' Purchasing of Goods and Supplies:	\$ 151,222,656
Increased Output "Induced" in the Economy by the Household Purchases of these New Employees:	\$ 177,806,608
TOTAL	\$ 710,483,088

Temporary Increase in Output Created per Region (Cumulative)



IMPLAN OAB Output Projections -- Vertical
September 21, 2010

VERTICAL PROGRAM ECONOMIC IMPACT

Note: These estimates reflect projections generated by the IMPLAN software as a product of a proposed spend. Such a spend, and the estimates associated with it, are subject to review and modification by the City of Oakland, the Port of Oakland, and up to 30 other identified regulatory bodies. Changes in market conditions, contract negotiations, and any number of factors may also affect each of the many assumptions used herein. As such, these are hypothetical in nature and cannot be relied upon as an exact forecast, nor as a guarantee by the Developer and the City of Oakland.

Oakland Army Base Vertical Construction -- Total Increased Output Generated Temporarily Nation-Wide	
Increased Output Generated Directly by the Construction of the New Industrial District:	\$ 154,620,128
Increased Output Generated by the Contractors' Purchasing of Goods and Supplies:	\$ 144,182,432
Increased Output "Induced" in the Economy by the Household Purchases of these New Employees:	\$ 198,234,864
TOTAL	\$ 497,037,424

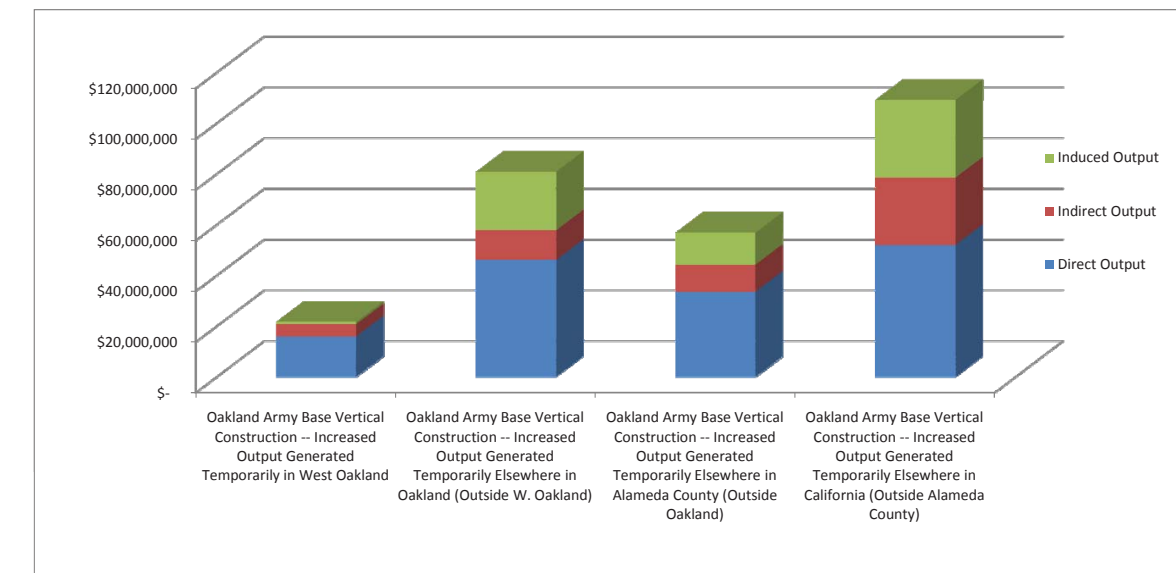
Oakland Army Base Vertical Construction -- Increased Output Generated Temporarily in West Oakland	
Increased Output Generated Directly by the Construction of the New Industrial District:	\$ 15,982,234
Increased Output Generated by the Contractors' Purchasing of Goods and Supplies:	\$ 4,746,115
Increased Output "Induced" in the Economy by the Household Purchases of these New Employees:	\$ 923,610
TOTAL	\$ 21,651,958

Oakland Army Base Vertical Construction -- Increased Output Generated Temporarily Elsewhere in Oakland (Outside W. Oakland)	
Increased Output Generated Directly by the Construction of the New Industrial District:	\$ 46,126,366
Increased Output Generated by the Contractors' Purchasing of Goods and Supplies:	\$ 11,675,582
Increased Output "Induced" in the Economy by the Household Purchases of these New Employees:	\$ 22,978,541
TOTAL	\$ 80,780,488

Oakland Army Base Vertical Construction -- Increased Output Generated Temporarily Elsewhere in Alameda County (Outside Oakland)	
Increased Output Generated Directly by the Construction of the New Industrial District:	\$ 33,522,608
Increased Output Generated by the Contractors' Purchasing of Goods and Supplies:	\$ 10,628,770
Increased Output "Induced" in the Economy by the Household Purchases of these New Employees:	\$ 12,720,194
TOTAL	\$ 56,871,572

Oakland Army Base Vertical Construction -- Increased Output Generated Temporarily Elsewhere in California (Outside Alameda County)	
Increased Output Generated Directly by the Construction of the New Industrial District:	\$ 51,973,176
Increased Output Generated by the Contractors' Purchasing of Goods and Supplies:	\$ 26,526,698
Increased Output "Induced" in the Economy by the Household Purchases of these New Employees:	\$ 30,633,344
TOTAL	\$ 109,133,218

Temporary Increase in Output Created per Region



OGTIC PROJECT OVERVIEW - ECONOMIC IMPACT

PRELIMINARY OUTPUT ESTIMATES

IMPLAN OAB Output Projections -- Vertical
September 21, 2010

VERTICAL PROGRAM ECONOMIC IMPACT

Note: These estimates reflect projections generated by the IMPLAN software as a product of a proposed spend. Such a spend, and the estimates associated with it, are subject to review and modification by the City of Oakland, the Port of Oakland, and up to 30 other identified regulatory bodies. Changes in market conditions, contract negotiations, and any number of factors may also affect each of the many assumptions used herein. As such, these are hypothetical in nature and cannot be relied upon as an exact forecast, nor as a guarantee by the Developer and the City of Oakland.

Oakland Army Base Vertical Construction -- Total Increased Output Generated Temporarily Nation-Wide

Increased Output Generated Directly by the Construction of the New Industrial District:	\$ 154,620,128
Increased Output Generated by the Contractors' Purchasing of Goods and Supplies:	\$ 144,182,432
Increased Output "Induced" in the Economy by the Household Purchases of these New Employees:	\$ 198,234,864
TOTAL	\$ 497,037,424

Oakland Army Base Vertical Construction -- Increased Output Generated Temporarily in West Oakland

Increased Output Generated Directly by the Construction of the New Industrial District:	\$ 15,982,234
Increased Output Generated by the Contractors' Purchasing of Goods and Supplies:	\$ 4,746,115
Increased Output "Induced" in the Economy by the Household Purchases of these New Employees:	\$ 923,610
TOTAL	\$ 21,651,958

Oakland Army Base Vertical Construction -- Increased Output Generated Temporarily in Oakland

Increased Output Generated Directly by the Construction of the New Industrial District:	\$ 62,108,600
Increased Output Generated by the Contractors' Purchasing of Goods and Supplies:	\$ 16,421,696
Increased Output "Induced" in the Economy by the Household Purchases of these New Employees:	\$ 23,902,150
TOTAL	\$ 102,432,446

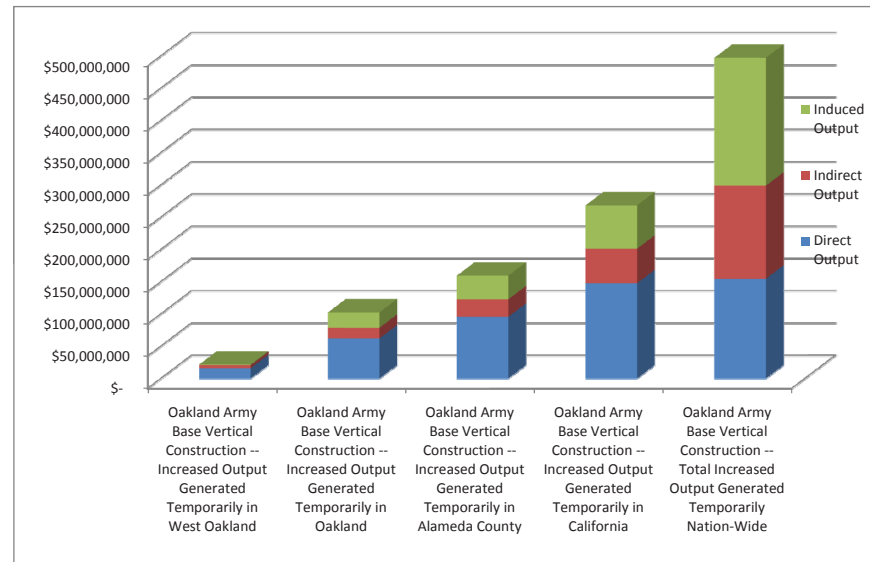
Oakland Army Base Vertical Construction -- Increased Output Generated Temporarily in Alameda County

Increased Output Generated Directly by the Construction of the New Industrial District:	\$ 95,631,208
Increased Output Generated by the Contractors' Purchasing of Goods and Supplies:	\$ 27,050,466
Increased Output "Induced" in the Economy by the Household Purchases of these New Employees:	\$ 36,622,344
TOTAL	\$ 159,304,018

Oakland Army Base Vertical Construction -- Increased Output Generated Temporarily in California

Increased Output Generated Directly by the Construction of the New Industrial District:	\$ 147,604,384
Increased Output Generated by the Contractors' Purchasing of Goods and Supplies:	\$ 53,577,164
Increased Output "Induced" in the Economy by the Household Purchases of these New Employees:	\$ 67,255,688
TOTAL	\$ 268,437,236

Temporary Increase in Output Created per Region (Cumulative)



IMPLAN OAB Output Projections -- Operation
September 21, 2010

ON-GOING OPERATION PERMANENT ECONOMIC IMPACT

Note: These estimates reflect projections generated by the IMPLAN software as a product of a proposed spend. Such a spend, and the estimates associated with it, are subject to review and modification by the City of Oakland, the Port of Oakland, and up to 30 other identified regulatory bodies. Changes in market conditions, contract negotiations, and any number of factors may also affect each of the many assumptions used herein. As such, these are hypothetical in nature and cannot be relied upon as an exact forecast, nor as a guarantee by the Developer and the City of Oakland.

Oakland Army Base On-Going Operation -- Total Permanent Increased Output Generated Nation-Wide

Annual Increased Output Generated Directly by the New Industrial District:	\$ 1,020,716,92
Annual Increased Output Generated by the Tenants' Purchasing of Goods and Supplies:	\$ 498,904,61
Annual Increased Output "Induced" in the Economy by the Household Purchases of these New Employees:	\$ 1,319,491,07
TOTAL	\$ 2,839,112,60

Oakland Army Base On-Going Operation -- Total Permanent Increased Output Generated in West Oakland

Annual Increased Output Generated Directly by the New Industrial District:	20,379,61
Annual Increased Output Generated by the Tenants' Purchasing of Goods and Supplies:	2,786,11
Annual Increased Output "Induced" in the Economy by the Household Purchases of these New Employees:	1,153,77
TOTAL	24,319,50

Oakland Army Base On-Going Operation -- Total Permanent Increased Output Generated Elsewhere in Oakland (Outside West Oakland)

Annual Increased Output Generated Directly by the New Industrial District:	\$ 96,743,01
Annual Increased Output Generated by the Tenants' Purchasing of Goods and Supplies:	\$ 14,859,41
Annual Increased Output "Induced" in the Economy by the Household Purchases of these New Employees:	\$ 51,175,41
TOTAL	\$ 162,777,91

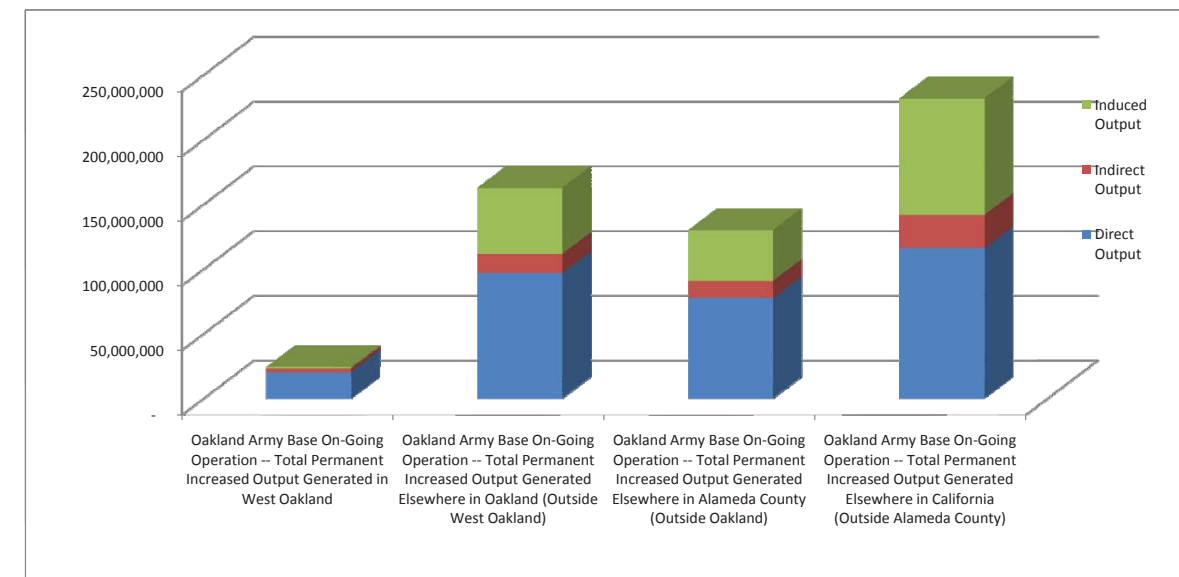
Oakland Army Base On-Going Operation -- Total Permanent Increased Output Generated Elsewhere in Alameda County (Outside Oakland)

Annual Increased Output Generated Directly by the New Industrial District:	\$ 77,394,41
Annual Increased Output Generated by the Tenants' Purchasing of Goods and Supplies:	\$ 13,492,11
Annual Increased Output "Induced" in the Economy by the Household Purchases of these New Employees:	\$ 39,288,41
TOTAL	\$ 130,175,11

Oakland Army Base On-Going Operation -- Total Permanent Increased Output Generated Elsewhere in California (Outside Alameda County)

Annual Increased Output Generated Directly by the New Industrial District:	\$ 116,091,61
Annual Increased Output Generated by the Tenants' Purchasing of Goods and Supplies:	\$ 25,716,61
Annual Increased Output "Induced" in the Economy by the Household Purchases of these New Employees:	\$ 90,060,81
TOTAL	\$ 231,869,11

Permanent Increase in Output Created per Region



OGTIC PROJECT OVERVIEW - ECONOMIC IMPACT

IMPLAN OAB Output Projections -- Operation
September 21, 2010

ON-GOING OPERATION PERMANENT ECONOMIC IMPACT

Note: These estimates reflect projections generated by the IMPLAN software as a product of a proposed spend. Such a spend, and the estimates associated with it, are subject to review and modification by the City of Oakland, the Port of Oakland, and up to 30 other identified regulatory bodies. Changes in market conditions, contract negotiations, and any number of factors may also affect each of the many assumptions used herein. As such, these are hypothetical in nature and cannot be relied upon as an exact forecast, nor as a guarantee by the Developer and the City of Oakland.

Oakland Army Base On-Going Operation -- Total Permanent Increased Output Generated Nation-Wide

Annual Increased Output Generated Directly by the New Industrial District:	\$ 1,020,716,928
Annual Increased Output Generated by the Tenants' Purchasing of Goods and Supplies:	\$ 498,904,672
Annual Increased Output "Induced" in the Economy by the Household Purchases of these New Employees:	\$ 1,319,491,072
TOTAL	\$ 2,839,112,672

Oakland Army Base On-Going Operation -- Total Permanent Increased Output Generated in West Oakland

Annual Increased Output Generated Directly by the New Industrial District:	20,379,668
Annual Increased Output Generated by the Tenants' Purchasing of Goods and Supplies:	2,786,106
Annual Increased Output "Induced" in the Economy by the Household Purchases of these New Employees:	1,153,734
TOTAL	24,319,509

Oakland Army Base On-Going Operation -- Total Permanent Increased Output Generated in Oakland

Annual Increased Output Generated Directly by the New Industrial District:	\$ 117,122,728
Annual Increased Output Generated by the Tenants' Purchasing of Goods and Supplies:	\$ 17,645,558
Annual Increased Output "Induced" in the Economy by the Household Purchases of these New Employees:	\$ 52,329,148
TOTAL	\$ 187,097,434

Oakland Army Base On-Going Operation -- Total Permanent Increased Output Generated in Alameda County

Annual Increased Output Generated Directly by the New Industrial District:	\$ 194,517,184
Annual Increased Output Generated by the Tenants' Purchasing of Goods and Supplies:	\$ 31,137,736
Annual Increased Output "Induced" in the Economy by the Household Purchases of these New Employees:	\$ 91,617,616
TOTAL	\$ 317,272,536

Oakland Army Base On-Going Operation -- Total Permanent Increased Output Generated in California

Annual Increased Output Generated Directly by the New Industrial District:	\$ 310,608,864
Annual Increased Output Generated by the Tenants' Purchasing of Goods and Supplies:	\$ 56,854,376
Annual Increased Output "Induced" in the Economy by the Household Purchases of these New Employees:	\$ 181,678,432
TOTAL	\$ 549,141,672

Permanent Increase in Output Created per Region (Cumulative)

