







# SOURCES AND USES (PHASE 1)

Development Elements	Total Cost (in \$ millions)						
RAP/RMP - DTSC Remediation	11.4	-	-	5.7	-	5.7	-
Rail Improvements and Manifest Yard	74.6	65.8	10	3.8	-	5	-
City Site Prep/ Backbone Infrastructure	247.2	176.3	15.9	45.0	-	-	-
Recycling Facilities	46.6	-	-	-	46.6	-	-
City Logistics	99.4	-	99.4	-	-	-	-
Unit Train Support Yard	20	-	-	-	-	5	15
<b>TOTAL</b>	<b>499.2</b>	<b>242.1</b>	<b>125.3</b>	<b>54.5</b>	<b>46.6</b>	<b>15.7</b>	<b>15</b>
<b>PERCENTAGES</b>	<b>100.00%</b>	<b>48.50%</b>	<b>25.10%</b>	<b>10.92%</b>	<b>9.33%</b>	<b>3.15%</b>	<b>3.00%</b>